



CABLE LADDERS


KL



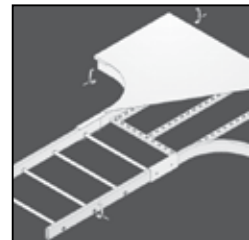
KLLI / KLL




HDKS



HDKLIE



KLM / KLZ / KLW



CABLE LADDERS

KL

KL		
KL60	Cable ladder	4-107
SKL		
SKL60	Rising cable ladder	4-108
COVER		
D	Universal cover	4-108
COVER CLAMPS		
DCL	Cover clamp clips	4-109
ACCESSORIES		
KLB	Horizontal bend for KL	4-109
HDDIB	Cover for horizontal bend 90°	4-109
KLT	T-Piece for KL	4-110
KLX	Cross-over for KL	4-110
KLVB	Flexible (rising / low) bend for KL	4-111
HDAB35.110	Stand-off bracket	4-111
BK	Fixing clamp	4-111
SLOS	Partition	4-112
JOINERS		
V60.200	Joiner	4-112
DS	Hinged joiner	4-112
	TECHNICAL INFORMATION	4-113

KLL

KLL		
KLLI60	Cable ladder interlocking ends	4-118
KLLI60.6	Cable ladder interlocking ends	4-119
KLL85	Cable ladder	4-120
KLL110	Cable ladder	4-121
KLL110.6	Cable ladder	4-122
COVER		
D	Universal cover	4-123
COVER CLAMPS		
KLLDK	Cover clamp for KLL	4-123
KLLABD	Distance bracket for cover KLL	4-123
ACCESSORIES		
KLLB	Horizontal bend for KLL	4-124
HDDIB	Cover for horizontal bend 90°	4-124
KLLT	T-piece for KLL	4-125
HDDIT	Cover for T-piece	4-125
KLLX	Cross-over for KLL	4-126
KLLVB	External riser for KLL	4-127
KLLSB	Internal riser for KLL	4-128
KLLVSB	Flexible (rising / low) bend for KLL	4-128
KLLBK	Bracket clamp for KLL	4-129
KLLAHV	Vertikal branch hook for KLL	4-129
KLLAH	Horizontal branch hook for KLL	4-129
KLLDSH	Horizontal hinged joiner for KLL	4-130
KLLDSV	Vertical hinged joiner for KLL	4-130
KLLVS	Reducing plate for KLL	4-130
KLLVST	Floor Support for KLL	4-131
HDAB35.110	Stand-off bracket for KL/SKL	4-131
DOPKLL	End cap for KLL	4-131
DOPKLL60.M	End cap for KLLI60 narrowed end	4-132
KLLKP	Joiner for KLL	4-132
SLOS	Partition	4-132
	TECHNICAL INFORMATION	4-133

HDKS

HDKS		
HDKS60	Cable ladder DAVID	4-140
HDKSR		
HDKSR60	Cable ladder DAVID tubular rungs	4-141
COVER		
HDDI	Industrial cover	4-141
COVER CLAMPS		
DAVIDKV	Cover clamp for HDKS	4-142
ACCESSORIES		
HDKS90	Horizontal bend for HDKS	4-142
HDDIB	Industrial cover for bend	4-142
HDKST	T-piece for HDKS	4-143
HDDIT	Cover for T-piece	4-143
HDKSX	Cross-over for HDKS	4-144
HDKSVSB	Flexible (rising / low) bend for HDKS	4-144
HDNL	Hinged joiner for HDKS	4-144
HDDSKSH	Horizontal hinged joiner for HDKS	4-145
HDVK2	Wall distance bracket for HDKS	4-145
HDKK	Bracket clamp for HDKS	4-145
DOPKS	End cap for HDKS	4-146
SLOS	Partition	4-146
JOINERS		
HDSSU	Joiner for HDKS	4-146
	TECHNICAL INFORMATION	4-147

HDKLIE

HDKLIE		
HDKLIE	Industrial cable ladder	4-151
COVER		
HDDI	Industrial cover	4-151
COVER CLAMPS		
DKI	Cover clamp for HDKLIE	4-152
ACCESSORIES		
HDKLIB	Horizontal bend for HDKLIE	4-152
HDDIB	Industrial cover for horizontal bend 90°	4-152
HDKLIT	T-piece for HDKLIE	4-153
HDDIT	Industrial cover for T-piece	4-153
HDKLIX	Cross-over for HDKLIE	4-154
HDKLIVSB	Flexible (rising/low) bend for HDKLIE	4-154
BP	Floor plate	4-154
HDABIE	Wall support for HDKLIE	4-155
HDLVIRR	Reducing plate right for HDKLIE	4-155
HDLVIRL	Reducing plate left for HDKLIE	4-155
HDAHIE	Branch off bracket for HDKLIE	4-156
HDDSIIV	Vertical hinged joiner for HDKLIE	4-156
HDDSIH	Horizontal hinged joiner for HDKLIE	4-156
HDVSIE	Floor support for HDKLIE	4-157
HDBKIE25	Bracket clamp for HDKLIE	4-157
HDBKIE40	Bracket clamp for HDKLIE	4-157
HDBKID25	Bracket clamp SLOS for HDKLIE	4-158
DOPKLIE	End cap for HDKLIE	4-158
SLOS	Partition	4-158
JOINERS		
HDLVIE	Joiner for HDKLIE	4-159
	TECHNICAL INFORMATION	4-161

KLM

KLM		
KLM	Cable ladder MEDIUM HEAVY	4-165
COVER		
HDDIG	Cover	4-166
COVER CLAMPS		
HDDKIG	Cover clamp	4-166
KLMZWABD	Stand-off bracket for cover KLM/KLZ/KLW	4-166

ACCESSORIES		
KLMB	Horizontal bend for KLM	4-167
KLMT	T-piece for KLM	4-167
KLMX	Cross-over for KLM	4-168
KLMVB	External riser for KLM	4-168
KLMSB	Internal riser for KLM	4-169
KLMVSB	Flexible (rising / low) bend for KLM	4-169
KLMAH	Horizontal branch hook for KLM	4-169
KLMAHV	Vertikal branch hook for KLM	4-170
KLMDSH	Horizontal hinged joiner for KLM	4-170
KLMDSV	Vertical hinged joiner for KLM	4-170
KLMVST	Floor Support for KLM	4-171
KLMVS	Reducing plate for KLM	4-171
KLMZWAB	Stand-off bracket for KLM/KLZ/KLW	4-171
KLMZWBK	Bracket clamp	4-172
DOPKLM	End cap for KLM	4-172
KLMKP	Joiner for KLM	4-172
BP	Floor plate	4-173
SLOS	Partition	4-173
	TECHNICAL INFORMATION	4-175

KLZ

KLZ		
KLZ	Cable ladder HEAVY	4-181
COVER		
HDDIG	Industrial cover	4-182
COVER CLAMPS		
HDDKIG	Cover clamp	4-182
KLMZWABD	Stand-off bracket for cover KLM/KLZ/KLW	4-182
ACCESSORIES		
KLZB	Horizontal bend for KLZ	4-183
KLZT	T-piece for KLZ	4-183
KLZX	Cross-over for KLZ	4-184
KLZVB	External riser for KLZ	4-184
KLZSB	Internal riser for KLZ	4-185
KLZVSB	Flexible (rising / low) bend for KLZ	4-185
KLZAH	Horizontal branch hook KLZ	4-185
KLZAHV	Vertikal branch hook for KLZ	4-186
KLZDSH	Horizontal hinged joiner for KLZ	4-186
KLZDSV	Vertical hinged joiner for KLZ	4-186
KLZVST	Floor Support for KLZ	4-187
KLZVS	Reducing plate for KLZ	4-187
KLMZWAB	Stand-off bracket	4-187
KLMZWBK	Bracket clamp	4-188
DOPKLZ	End cap for KLZ	4-188
KLZKP	Joiner for KLZ	4-188
BP	Floor plate	4-189
SLOS	Partition	4-189
	TECHNICAL INFORMATION	4-191

KLW

KLW		
KLW	Cable ladder WIDE SPAN	4-196
COVER		
HDDIG	Industrial cover	4-197
COVER CLAMPS		
HDDKIG	Cover clamp	4-197
KLMZWABD	Distance bracket for cover	4-197
ACCESSORIES		
KLWB	Horizontal bend for KLW	4-198
KLWT	T-piece for KLW	4-198
KLWX	Cross-over for KLW	4-199
KLWVB	External riser for KLW	4-199
KLWSB	Internal riser for KLW	4-200
KLWVSB	Flexible (rising / low) bend for KLW	4-200
KLWAH	Horizontal branch hook for KLW	4-200


KLWAHV	Vertikal branch hook for KLW	4-201
KLWDSH	Horizontal hinged joiner for KLW	4-201
KLWDSV	Vertical hinged joiner for KLW	4-201
KLWVST	Floor Support for KLW	4-202
KLWVS	Reducing plate for KLW	4-202
KLMZWAB	Stand-off bracket	4-202
KLMZWBK	Bracket clamp for KLM/KLZ/KLW	4-203
DOPKLW	End cap for KLW	4-203
KLWKP	Joiner for KLW	4-203
BP	Floor plate	4-204
SLOS	Partition	4-204
	TECHNICAL INFORMATION	4-205

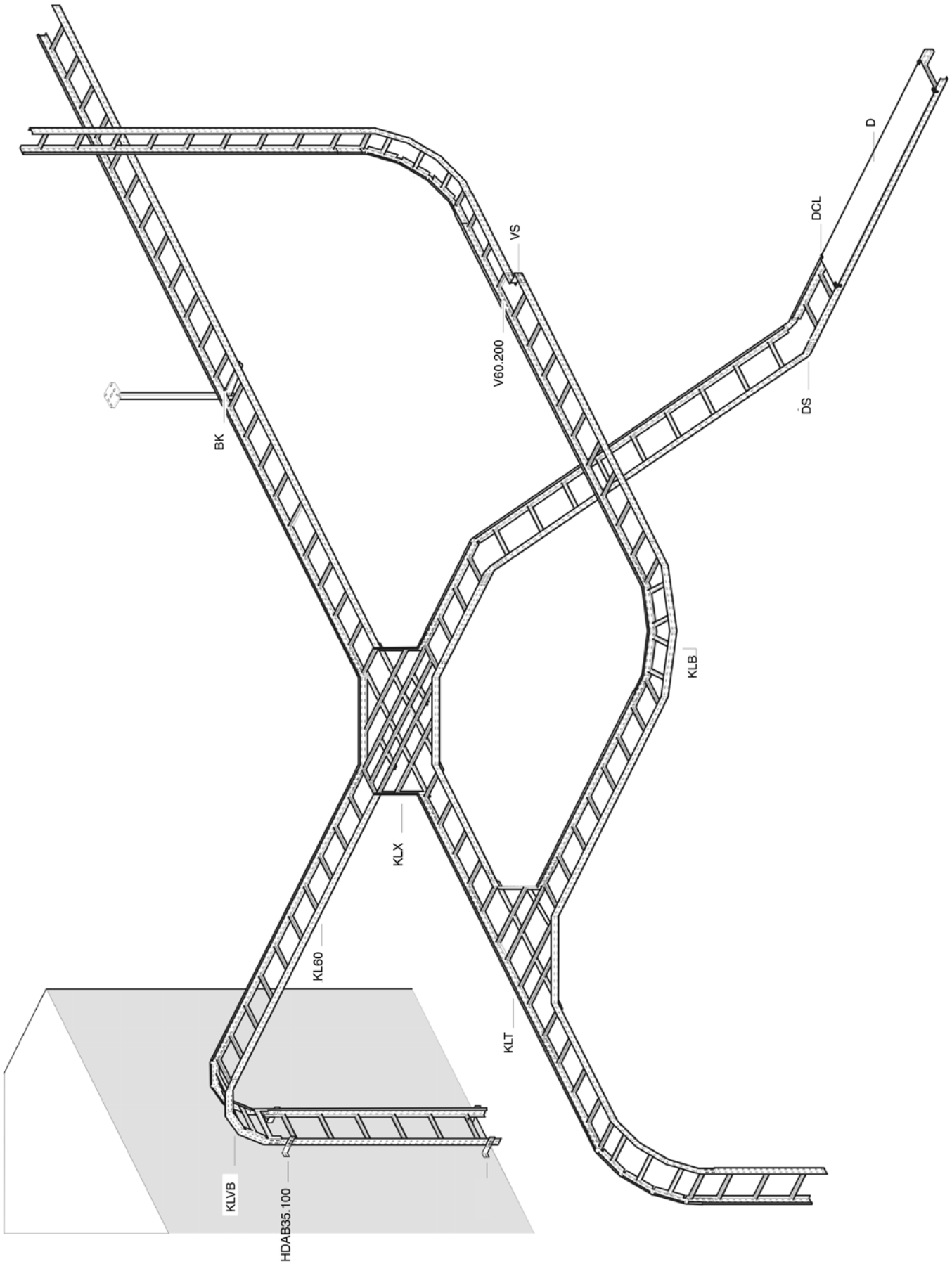
CABLE CLAMPS

CABLE CLAMPS		
HDH1	Cable clamp	4-210
HDRU1	Cable clamp	4-210
HDH2	Cable clamp	4-211
HDRU2	Cable clamp	4-211

CABLE LADDERS

KL

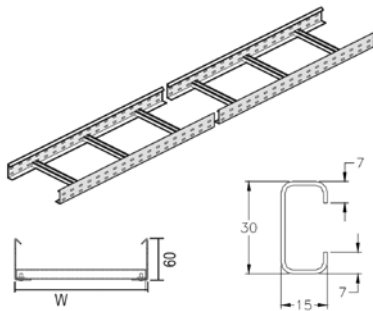




4

KL60

Cable ladder



Side walls: perforated L-profile
C-rungs

Usable inner height	45 mm
Rung distance	300 mm
Standard finish	Pre-galvanised
Optional finish HD	Hot-dip galvanised
Optional finish PE	Coating

HD	Reference	↑ mm	↔ mm	↔ mm	↔ mm	kg/m	⊠	Stock	Unit
HD	KL60.200	60	200		3000	2.370	24	✓	m
HD	KL60.300	60	300		3000	2.570	24	✓	m
HD	KL60.400	60	400		3000	2.770	24	✓	m
HD	KL60.500	60	500		3000	2.970	24	✓	m
HD	KL60.600	60	600		3000	3.200	24	✓	m

Fix with:

HD	V60.200	50	200	-	-	0.080	48	✓	piece
HD	VM6.10	-	-	M6	10	0.008	100	✓	piece

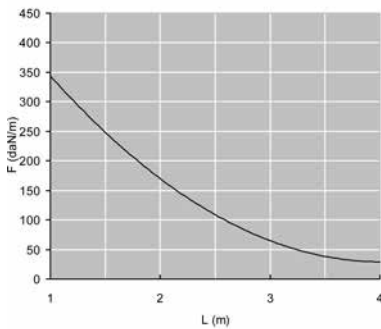
LOAD DIAGRAM

This diagram illustrates the permissible uniformly distributed loads applied to multiple supports. They comply with IEC 61537 par 10.3.3 test type III with connection to 1/5 of the span.

F = max. admissible load (daN/m)

L = support distance (m)

Max. deflection (m) = L/100



CHARACTERISTICS

- lightweight
- strong
- partition (SLOS35) can be fixed to the cable ladder by means of a sliding nut GM6 and pan head bolt (RB6.10)
- all accessories for cable tray height 60 mm can also be mounted on this KL cable ladder
- no further coupling holes are required if the cable ladder is cut.

TECHNICAL INFORMATION

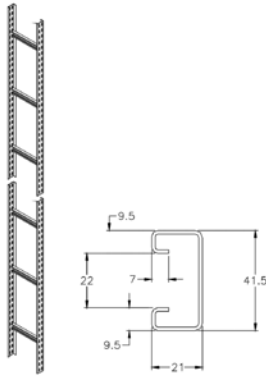
Side walls are constructed from L profile with a return flange and are continuously perforated.

C-profile rungs are fixed at 300 mm intervals.

Rungs are attached to the side walls of the cable ladder by means of cold fusion. The rung openings are directed upwards.

SKL60

Rising cable ladder



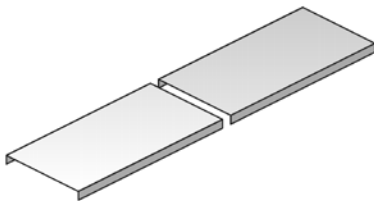
Side walls: perforated L-profile
C-rungs 41x21 mm

Usable inner height	39 mm
Rung distance	500 mm
Max. load	114 kg/rung
Standard finish	Pre-galvanised
Optional finish HD	Hot-dip galvanised
Optional finish PE	Coating

HD	Reference	↑ mm	↔ mm	↔ mm	↔ mm	kg/m	⊞	Stock	Unit
HD	SKL60.200	60	200		3000	2.430	24		m
HD	SKL60.300	60	300		3000	2.670	24		m
HD	SKL60.400	60	400		3000	2.930	24		m
HD	SKL60.500	60	500		3000	3.070	24		m
HD	SKL60.600	60	600		3000	3.330	24		m
Fix with:									
HD	V60.200	50	200	-	-	0.080	48	✓	piece
HD	VM6.10	-	-	M6	10	0.008	100	✓	piece

D

Universal cover



Especially used for horizontal en vertical sections.

Standard finish	Pre-galvanised
Optional finish HD	Hot-dip galvanised
Optional finish PE	Coating

HD	Reference	↑ mm	↔ mm	↔ mm	↔ mm	kg/m	⊞	Stock	Unit
HD	D200	10	200	0.75	2000	1.420	20	✓	m
HD	D300	10	300	1.00	2000	2.100	20	✓	m
HD	D400	10	400	1.25	2000	4.150	20	✓	m
HD	D500	10	500	1.25	2000	5.000	2	✓	m
HD	D600	10	600	1.25	2000	5.650	2	✓	m
Fix with:									
-	DCL	-	-	-	-	0.005	100	✓	piece

The technical information for this product can be found at the end of this chapter.

Covers with width > 400 mm are delivered with diagonal reinforcements.

DCL

Cover clamp clips



Number: 2 pieces per meter.

Standard finish		Stainless Steel								
HD	Reference	↕ mm	↔ mm	↔ mm	↔ mm	kg/piece	📦	Stock	Unit	
-	DCL	-				0.005	100	✓	piece	

To order per full packaging.

KLB

Horizontal bend for KL



Radius	300 mm
Standard finish	Pre-galvanised
Optional finish HD	Hot-dip galvanised
Optional finish PE	Coating

HD	Reference	↕ mm	↔ mm	↔ mm	↔ mm	kg/piece	📦	Stock	Unit
HD	KLB60.200	60	200		-	2.900	1	✓	piece
HD	KLB60.300	60	300		-	3.600	1	✓	piece
HD	KLB60.400	60	400		-	4.200	1	✓	piece
HD	KLB60.500	60	500		-	4.600	1	✓	piece
HD	KLB60.600	60	600		-	5.050	1	✓	piece

Fix with:									
HD	V60.200	50	200	-	-	0.080	48	✓	piece
HD	VM6.10	-	-	M6	10	0.008	100	✓	piece

Minimum number bolts and nuts VM6.10: 8 pieces.

HDDIB

Cover for horizontal bend 90°



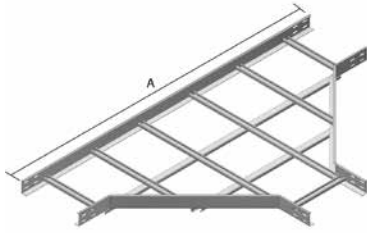
Radius	300 mm
Standard finish	Hot-dip galvanised
Optional finish PE	Duplex system

Reference	↕ mm	↔ mm	↔ mm	↔ mm	kg/piece	📦	Stock	Unit
HDDIB200	20	205		-	1.850	1	✓	piece
HDDIB300	20	305		-	3.100	1	✓	piece
HDDIB400	20	405		-	4.500	1	✓	piece
HDDIB500	20	505		-	5.900	1	✓	piece
HDDIB600	20	605		-	7.900	1	✓	piece

Fix with:									
-	DCL	-	-	-	-	0.005	100	✓	piece

KLT

T-Piece for KL



Radius	600 mm
Standard finish	Pre-galvanised
Optional finish HD	Hot-dip galvanised
Optional finish PE	Coating

	200	300	400	500	600
A	1400	1500	1600	1700	1800

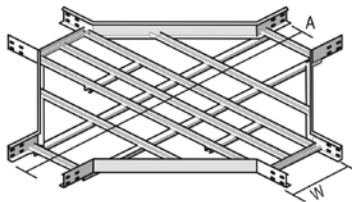
HD	Reference	↑ mm	↔ mm	↗ mm	↘ mm	kg/piece	⊞	Stock	Unit
HD	KLT60.200	60	200	-	-	6.100	1		piece
HD	KLT60.300	60	300	-	-	7.000	1		piece
HD	KLT60.400	60	400	-	-	8.150	1		piece
HD	KLT60.500	60	500	-	-	9.150	1		piece
HD	KLT60.600	60	600	-	-	10.150	1		piece

Fix with:									
HD	V60.200	50	200	-	-	0.080	48	✓	piece
HD	VM6.10	-	-	M6	10	0.008	100	✓	piece

Minimum number bolts and nuts VM6.10: 12 pieces.

KLX

Cross-over for KL



Radius	600 mm
Standard finish	Pre-galvanised
Optional finish HD	Hot-dip galvanised
Optional finish PE	Coating

	200	300	400	500	600
W	1400	1500	1600	1700	1800
A					

HD	Reference	↑ mm	↔ mm	↗ mm	↘ mm	kg/piece	⊞	Stock	Unit
HD	KLX60.200	60	200	-	-	8.200	1		piece
HD	KLX60.300	60	300	-	-	8.900	1		piece
HD	KLX60.400	60	400	-	-	9.800	1		piece
HD	KLX60.500	60	500	-	-	10.800	1		piece
HD	KLX60.600	60	600	-	-	11.400	1		piece

Fix with:									
HD	V60.200	50	200	-	-	0.080	48	✓	piece
HD	VM6.10	-	-	M6	10	0.008	100	✓	piece

Minimum number bolts and nuts VM6.10: 16 pieces.

KLVB

Flexible (rising / low) bend for KL



Standard finish	Pre-galvanised
Optional finish HD	Hot-dip galvanised
Optional finish PE	Coating

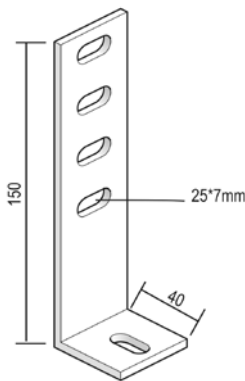
HD	Reference	↑ mm	↔ mm	↔ mm	↔ mm	kg/piece	⊞	Stock	Unit
HD	KLVB60.200	60	200		-	3.700	1		piece
HD	KLVB60.300	60	300		-	4.000	1		piece
HD	KLVB60.400	60	400		-	4.200	1		piece
HD	KLVB60.500	60	500		-	4.600	1		piece
HD	KLVB60.600	60	600		-	4.900	1		piece

Fix with:									
HD	V60.200	50	200	-	-	0.080	48	✓	piece
HD	VM6.10	-	-	M6	10	0.008	100	✓	piece

Minimum number bolts and nuts VM6.10: 8 pieces.

HDAB35.110

Stand-off bracket



Used for vertical mounting of the cable ladder.

Standard finish	Hot-dip galvanised
Optional finish PE	Duplex system

Reference	↑ mm	↔ mm	↔ mm	↔ mm	kg/piece	⊞	Stock	Unit
HDAB35.110	150	40		-	0.210	50	✓	piece

Fix with:									
-	HDVM6.20	-	-	M6	20	0.009	100	✓	piece

To order per full packaging.

BK

Fixing clamp



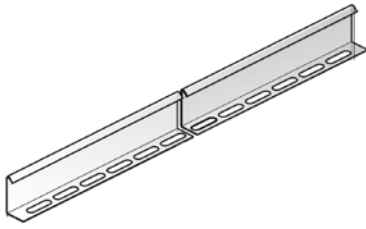
For fixing the cable ladder on the support bracket.

Standard finish	Pre-galvanised
Optional finish HD	Hot-dip galvanised
Optional finish PE	Coating

HD	Reference	↑ mm	↔ mm	↔ mm	↔ mm	kg/piece	⊞	Stock	Unit
HD	BK	-			-	0.020	50	✓	piece

To order per full packaging.
Bolt B6.20, nut FM6 and VFKG30 included.
Two pieces per bracket.

SLOS Partition




Standard finish	Pre-galvanised
Optional finish HD	Hot-dip galvanised
Optional finish PE	Coating

HD	Reference	↑ mm	↔ mm	↔ mm	↔ mm	kg/m	⊞	Stock	Unit
HD	SLOS35	35			3000	0.330	150	✓	m
Fix with:									
HD	GM6	-	-	M6	-	0.010	50	✓	piece
HD	RB6.10	-	-	M6	10	0.004	100		piece

Fixing set: 1 per meter.

V60.200 Joiner

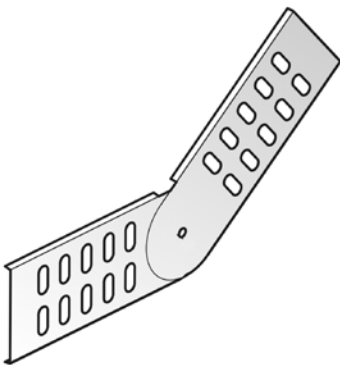


Standard finish	Pre-galvanised
Optional finish HD	Hot-dip galvanised
Optional finish PE	Coating

HD	Reference	↑ mm	↔ mm	↔ mm	↔ mm	kg/piece	⊞	Stock	Unit
HD	V60.200	50	200		-	0.080	48	✓	piece
Fix with:									
HD	VM6.10	-	-	M6	10	0.008	100	✓	piece

To order per full packaging.
Minimum number bolts and nuts: 4 pieces.

DS Hinged joiner



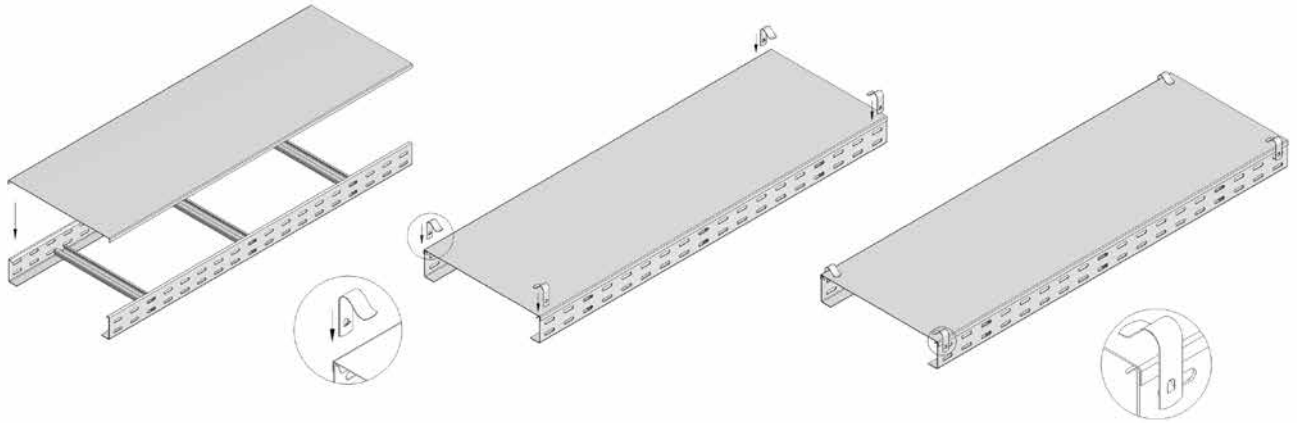
Standard finish	Pre-galvanised
Optional finish HD	Hot-dip galvanised
Optional finish PE	Coating

HD	Reference	↑ mm	↔ mm	↔ mm	↔ mm	kg/piece	⊞	Stock	Unit
HD	DS60	60			-	0.130	50	✓	piece
Fix with:									
HD	VM6.10	-	-	M6	10	0.008	100	✓	piece

To order per full packaging.
Minimum number bolts and nuts: 4 pieces.


D

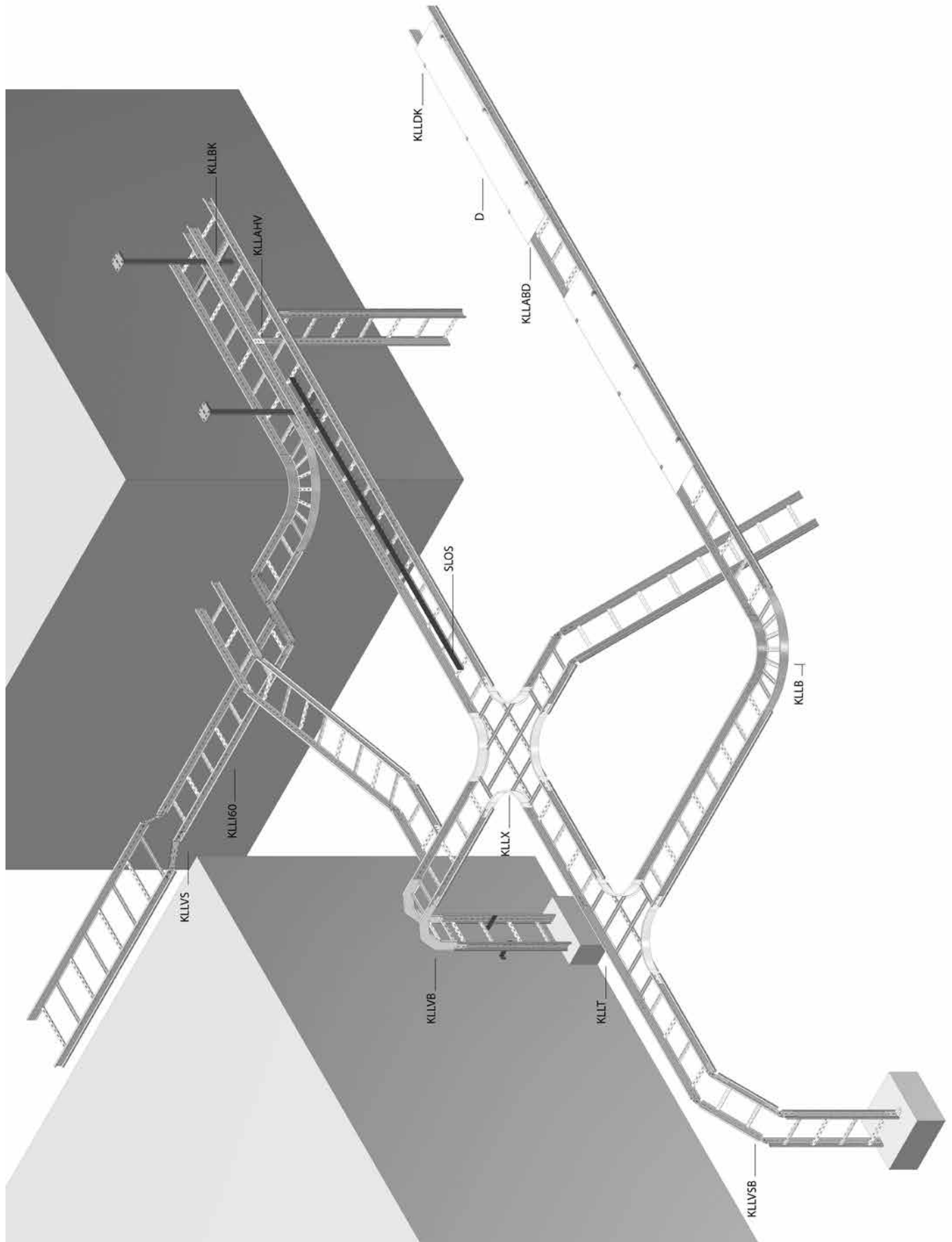
Technical information



CABLE LADDERS

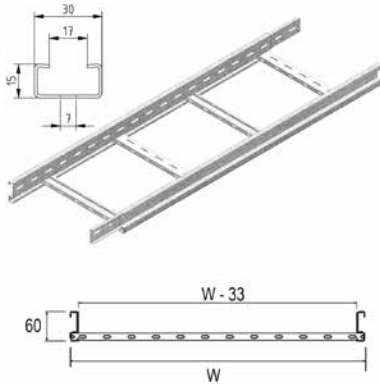
KLLI / KLL





KLLI60

Cable ladder interlocking ends



Side walls: perforated S-profile
Perforated C rungs

Usable inner height	44 mm
Rung distance	250 mm (to order : 100 mm - 300 mm, increments of 50 mm)
To order	length 6000 mm
To order	width 700 - 1200 mm (increments of 100 mm)
Standard finish	Pre-galvanised
Optional finish HD	Hot-dip galvanised
Optional finish PE	Coating

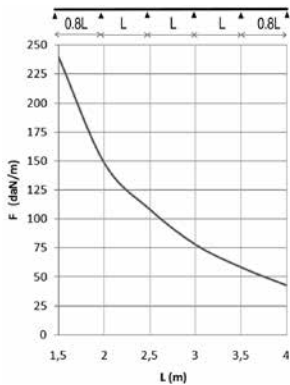
HD	Reference	↑ mm	↔ mm	↔ mm	↔ mm	kg/m	⊠	Stock	Unit
HD	KLLI60.150	60	150	1.00	3000	2.142	30	✓	m
HD	KLLI60.200	60	200	1.00	3000	2.261	30	✓	m
HD	KLLI60.300	60	300	1.00	3000	2.499	30	✓	m
HD	KLLI60.400	60	400	1.00	3000	2.736	30	✓	m
HD	KLLI60.500	60	500	1.00	3000	2.974	30	✓	m
HD	KLLI60.600	60	600	1.00	3000	3.212	30	✓	m
HD	KLLI60.800	60	800	1.00	3000	3.687	30		m
HD	KLLI60.1000	60	1000	1.00	3000	4.162	30		m

Fix with:

HD	VM6.10	-	-	M6	10	0.008	100	✓	piece
HD	VMK6.10	-	-	M6	-	0.009	100	✓	piece
HD	VMK12.20	-	-	M12	-	0.073	100	✓	piece

LOAD DIAGRAM

This diagram illustrates the permissible uniformly distributed loads applied to multiple supports. They comply with IEC 61537 with connection in the centre of the span and the end span = 0,8x the span.



F = max. admissible load (daN/m)
L = support distance (m)
Max. deflection (m) = L/100

CHARACTERISTICS

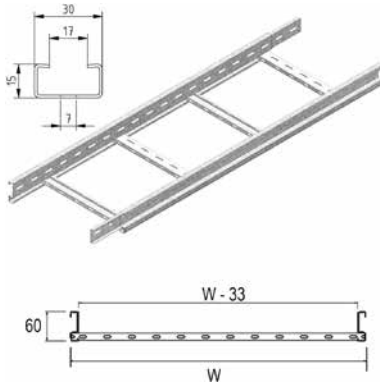
- lightweight
- strong
- interlocking
- partition (SLOS35) can be fixed to the cable ladder with a sliding nut (GM6) and pan head bolt (RB6.10)
- no further coupling holes are required if the cable ladder is cut
- use joiners (KLLKP60) and bolts (VM6.10) to join the cut lengths of cable ladder
- no joiners are required to attach accessories such as bends, tees etc.
- rungs are perforated to enable efficient attachment of cables.

TECHNICAL INFORMATION

Side walls are constructed from S profile with a return flange and are continuously perforated. C-profile rungs are fixed at 250 mm intervals. Rungs are mechanically attached to the side wall of the cable ladder. Rungs are alternately placed with openings upwards and downwards.

KLLI60.6

Cable ladder interlocking ends



Side walls: perforated S-profile
Perforated C rungs

Usable inner height	44 mm
Rung distance	250 mm (to order : 100 mm - 300 mm, increments of 50 mm)
To order	width 700 - 1200 mm (increments of 100 mm)
Standard finish	Pre-galvanised
Optional finish HD	Hot-dip galvanised
Optional finish PE	Coating

HD	Reference	↑ mm	↔ mm	↔ mm	↔ mm	kg/m	⊞	Stock	Unit
HD	KLLI60.150.6	60	150	1.00	6000	2.142	30		m
HD	KLLI60.200.6	60	200	1.00	6000	2.261	30		m
HD	KLLI60.300.6	60	300	1.00	6000	2.499	30		m
HD	KLLI60.400.6	60	400	1.00	6000	2.736	30		m
HD	KLLI60.500.6	60	500	1.00	6000	2.974	30		m
HD	KLLI60.600.6	60	600	1.00	6000	3.212	30		m
HD	KLLI60.800.6	60	800	1.00	6000	3.687	30		m
HD	KLLI60.1000.6	60	1000	1.00	6000	4.162	30		m

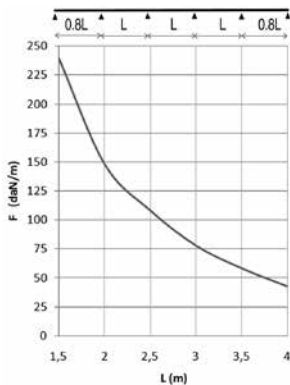
LOAD DIAGRAM

This diagram illustrates the permissible uniformly distributed loads applied to multiple supports. They comply with IEC 61537 with connection in the centre of the span and the end span = 0,8x the span.

F = max. admissible load (daN/m)

L = support distance (m)

Max. deflection (m) = L/100



CHARACTERISTICS

- lightweight
- strong
- interlocking
- partition (SLOS35) can be fixed to the cable ladder with a sliding nut (GM6) and pan head bolt (RB6.10)
- no further coupling holes are required if the cable ladder is cut
- use joiners (KLLKP60) and bolts (VM6.10) to join the cut lengths of cable ladder
- no joiners are required to attach accessories such as bends, tees etc.
- rungs are perforated to enable efficient attachment of cables.

TECHNICAL INFORMATION

Side walls are constructed from S profile with a return flange and are continuously perforated.

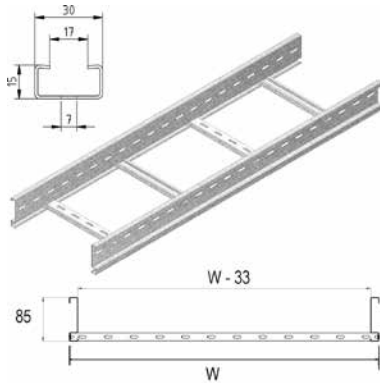
C-profile rungs are fixed at 250 mm intervals.

Rungs are mechanically attached to the side wall of the cable ladder.

Rungs are alternately placed with openings upwards and downwards.

KLL85

Cable ladder



Side walls: perforated S-profile
Perforated C rungs

Usable inner height	69 mm
Rung distance	250 mm (to order : 100 mm - 300 mm, increments of 50 mm)
To order	length 6000 mm
To order	width 700 - 1200 mm (increments of 100 mm)
Standard finish	Pre-galvanised
Optional finish HD	Hot-dip galvanised
Optional finish PE	Coating

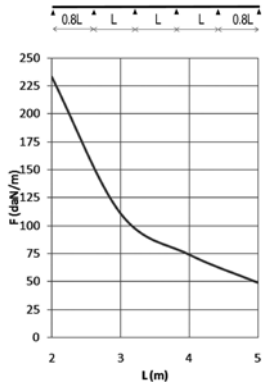
HD	Reference	↑ mm	↔ mm	↔ mm	↔ mm	kg/m	⊠	Stock	Unit
HD	KLL85.200	85	200	1.00	3000	2.687	24		m
HD	KLL85.300	85	300	1.00	3000	2.925	24		m
HD	KLL85.400	85	400	1.00	3000	3.162	24		m
HD	KLL85.500	85	500	1.00	3000	3.400	24		m
HD	KLL85.600	85	600	1.00	3000	3.638	24		m
HD	KLL85.800	85	800	1.00	3000	4.113	24		m
HD	KLL85.1000	85	1000	1.00	3000	4.588	24		m

Fix with:

HD	KLLKP85	65	13	-	200	0.165	12		piece
HD	VM6.10	-	-	M6	10	0.008	100	✓	piece

LOAD DIAGRAM

This diagram illustrates the permissible uniformly distributed loads applied to multiple supports. They comply with IEC 61537 with connection in the centre of the span and the end span = 0,8x the span.



F = max. admissible load (daN/m)
L = support distance (m)
Max. deflection (m) = L/100

CHARACTERISTICS

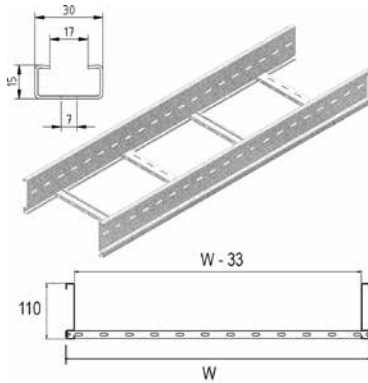
- lightweight
- strong
- partition (SLOS60) can be fixed to the cable ladder with a sliding nut (GM6) and pan head bolt (RB6.10)
- no further coupling holes are required if the cable ladder is cut.
- rungs are perforated to enable efficient attachment of cables.

TECHNICAL INFORMATION

Side walls are constructed from S profile with a return flange and are continuously perforated. C-profile rungs are fixed at 250 mm intervals. Rungs are mechanically attached to the side wall of the cable ladder. Rungs are alternately placed with openings upwards and downwards.

KLL110

Cable ladder



Side walls: perforated S-profile
Perforated C rungs

Usable inner height	94 mm
Rung distance	250 mm (to order : 100 mm - 300 mm, increments of 50 mm)
To order	length 6000 mm
To order	width 700 - 1200 mm (increments of 100 mm)
Standard finish	Pre-galvanised
Optional finish HD	Hot-dip galvanised
Optional finish PE	Coating

HD	Reference	↑ mm	↔ mm	↔ mm	↔ mm	kg/m	⊠	Stock	Unit
HD	KLL110.200	110	200	1.25	3000	3.699	18		m
HD	KLL110.300	110	300	1.25	3000	3.937	18		m
HD	KLL110.400	110	400	1.25	3000	4.174	18		m
HD	KLL110.500	110	500	1.25	3000	4.412	18		m
HD	KLL110.600	110	600	1.25	3000	4.650	18		m
HD	KLL110.800	110	800	1.25	3000	5.125	18		m
HD	KLL110.1000	110	1000	1.25	3000	5.600	18		m

Fix with:

HD	VM6.10	-	-	M6	10	0.008	100	✓	piece
HD	KLLKP110	89	13	-	400	0.500	12		piece

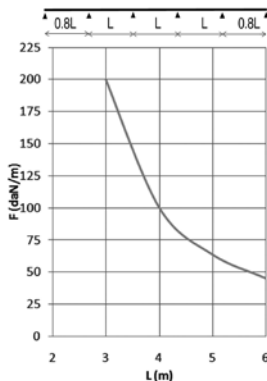
LOAD DIAGRAM

This diagram illustrates the permissible uniformly distributed loads applied to multiple supports. They comply with IEC 61537 with connection in the centre of the span and the end span = 0,8x the span.

F = max. admissible load (daN/m)

L = support distance (m)

Max. deflection (m) = L/100



CHARACTERISTICS

- lightweight
- strong
- partition (SLOS85) can be fixed to the cable ladder with a sliding nut (GM6) and pan head bolt (RB6.10)
- no further coupling holes are required if the cable ladder is cut.
- rungs are perforated to enable efficient attachment of cables.

TECHNICAL INFORMATION

Side walls are constructed from S profile with a return flange and are continuously perforated.

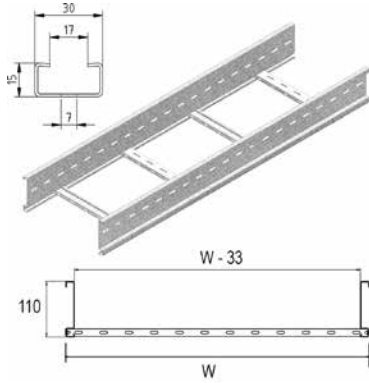
C-profile rungs are fixed at 250 mm intervals.

Rungs are mechanically attached to the side wall of the cable ladder.

Rungs are alternately placed with openings upwards and downwards.

KLL110.6

Cable ladder



Side walls: perforated S-profile
Perforated C rungs

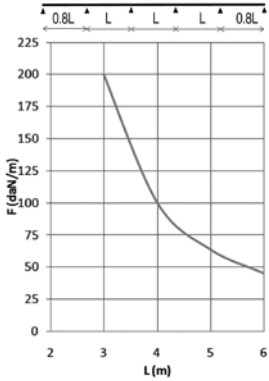
Usable inner height	94 mm
Rung distance	250 mm (to order : 100 mm - 300 mm, increments of 50 mm)
To order	width 700 - 1200 mm (increments of 100 mm)
Standard finish	Pre-galvanised
Optional finish HD	Hot-dip galvanised
Optional finish PE	Coating

HD	Reference	↑ mm	↔ mm	↔ mm	↔ mm	kg/m	⊠	Stock	Unit
HD	KLL110.200.6	110	200	1.25	6000	3.699	36		m
HD	KLL110.300.6	110	300	1.25	6000	3.937	36		m
HD	KLL110.400.6	110	400	1.25	6000	4.174	36		m
HD	KLL110.500.6	110	500	1.25	6000	4.412	36		m
HD	KLL110.600.6	110	600	1.25	6000	4.650	36		m

LOAD DIAGRAM

This diagram illustrates the permissible uniformly distributed loads applied to multiple supports. They comply with IEC 61537 with connection in the centre of the span and the end span = 0,8x the span.

F = max. admissible load (daN/m)
L = support distance (m)
Max. deflection (m) = L/100



CHARACTERISTICS

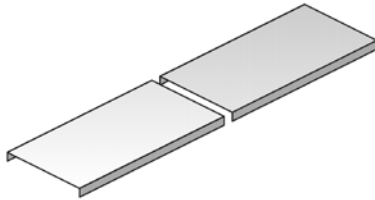
- lightweight
- strong
- partition (SLOS85) can be fixed to the cable ladder with a sliding nut (GM6) and pan head bolt (RB6.10)
- no further coupling holes are required if the cable ladder is cut.
- rungs are perforated to enable efficient attachment of cables.

TECHNICAL INFORMATION

Side walls are constructed from S profile with a return flange and are continuously perforated. C-profile rungs are fixed at 250 mm intervals. Rungs are mechanically attached to the side wall of the cable ladder. Rungs are alternately placed with openings upwards and downwards.

D

Universal cover



Standard finish	Pre-galvanised
Optional finish HD	Hot-dip galvanised
Optional finish PE	Coating

HD	Reference	↑ mm	↔ mm	↔ mm	↔ mm	kg/m	⊞	Stock	Unit
HD	D150	10	150	0.75	2000	1.170	20	✓	m
HD	D200	10	200	0.75	2000	1.420	20	✓	m
HD	D300	10	300	1.00	2000	2.100	20	✓	m
HD	D400	10	400	1.25	2000	4.150	20	✓	m
HD	D500	10	500	1.25	2000	5.000	2	✓	m
HD	D600	10	600	1.25	2000	5.650	2	✓	m
Fix with:									
HD	KLLDK	20	20	-	-	0.024	20		piece

Covers with width > 400 mm are delivered with diagonal reinforcements.

KLLDK

Cover clamp for KLL



Number: 2 pieces per meter.

Standard finish	Pre-galvanised
Optional finish HD	Hot-dip galvanised
Optional finish PE	Coating

HD	Reference	↑ mm	↔ mm	↔ mm	↔ mm	kg/piece	⊞	Stock	Unit
HD	KLLDK	20	20		-	0.024	20		piece

The technical information for this product can be found at the end of this chapter.

To order per full packaging.

Included: Bolt B6.20

KLLABD

Distance bracket for cover KLL



Used for ventilating the cover.
Number: 2 pieces per meter.

Standard finish	Pre-galvanised
Optional finish HD	Hot-dip galvanised
Optional finish PE	Coating

HD	Reference	↑ mm	↔ mm	↔ mm	↔ mm	kg/piece	⊞	Stock	Unit
HD	KLLABD	90	60		19	0.100	4		piece
Fix with:									
HD	VM6.10	-	-	M6	10	0.008	100	✓	piece

The technical information for this product can be found at the end of this chapter.

To order per full packaging.

Can be used for heights: 60 - 85 - 110 mm.

KLLB

Horizontal bend for KLL



Radius	300 mm
Standard finish	Pre-galvanised
Optional finish HD	Hot-dip galvanised
Optional finish PE	Coating

HD	Reference	↑ mm	↔ mm	↔ mm	↔ mm	kg/piece	⊞	Stock	Unit
HD	KLLB60.150	60	141		-	1.659	1		piece
HD	KLLB60.200	60	191		-	1.898	1		piece
HD	KLLB60.300	60	291		-	2.375	1		piece
HD	KLLB60.400	60	391		-	2.852	1		piece
HD	KLLB60.500	60	491		-	3.329	1		piece
HD	KLLB60.600	60	591		-	3.806	1		piece
HD	KLLB85.200	85	198		-	2.378	1		piece
HD	KLLB85.300	85	298		-	2.897	1		piece
HD	KLLB85.400	85	398		-	3.415	1		piece
HD	KLLB85.500	85	498		-	3.934	1		piece
HD	KLLB85.600	85	598		-	4.453	1		piece
HD	KLLB110.200	110	198		-	2.826	1		piece
HD	KLLB110.300	110	298		-	3.384	1		piece
HD	KLLB110.400	110	398		-	3.940	1		piece
HD	KLLB110.500	110	498		-	4.498	1		piece
HD	KLLB110.600	110	598		-	5.055	1		piece

Fix with:									
HD	VM6.10	-	-	M6	10	0.008	100	✓	piece

Minimum number bolts and nuts VM6.10: 8 pieces.

HDDIB

Cover for horizontal bend 90°

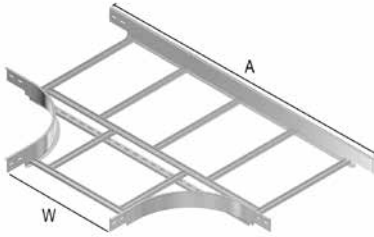


Radius	300 mm
Standard finish	Hot-dip galvanised
Optional finish PE	Duplex system

Reference	↑ mm	↔ mm	↔ mm	↔ mm	kg/piece	⊞	Stock	Unit
HDDIB200	20	205		-	1.850	1	✓	piece
HDDIB300	20	305		-	3.100	1	✓	piece
HDDIB400	20	405		-	4.500	1	✓	piece
HDDIB500	20	505		-	5.900	1	✓	piece
HDDIB600	20	605		-	7.900	1	✓	piece

KLLT

T-piece for KLL



Radius	300 mm
Standard finish	Pre-galvanised
Optional finish HD	Hot-dip galvanised
Optional finish PE	Coating

W (mm)	150	200	300	400	500	600
A (mm)	1021	1071	1171	1271	1371	1471

HD	Reference	↑ mm	↔ mm	↔ mm	↔ mm	kg/piece	📦	Stock	Unit
HD	KLLT60.150	60	141		-	2.229	1		piece
HD	KLLT60.200	60	191		-	2.821	1		piece
HD	KLLT60.300	60	291		-	3.447	1		piece
HD	KLLT60.400	60	391		-	3.882	1		piece
HD	KLLT60.500	60	491		-	4.317	1		piece
HD	KLLT60.600	60	591		-	4.753	1		piece
HD	KLLT85.200	85	198		-	3.484	1		piece
HD	KLLT85.300	85	298		-	4.134	1		piece
HD	KLLT85.400	85	398		-	4.594	1		piece
HD	KLLT85.500	85	498		-	5.054	1		piece
HD	KLLT85.600	85	598		-	5.514	1		piece
HD	KLLT110.200	110	198		-	4.131	1		piece
HD	KLLT110.300	110	298		-	4.806	1		piece
HD	KLLT110.400	110	398		-	5.290	1		piece
HD	KLLT110.500	110	498		-	5.775	1		piece
HD	KLLT110.600	110	598		-	6.260	1		piece

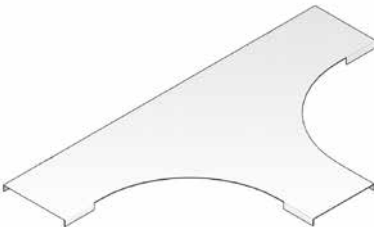
Fix with:

HD VM6.10	-	-	M6	10	0.008	100	✓	piece
-----------	---	---	----	----	-------	-----	---	-------

Minimum number bolts and nuts VM6.10: 12 pieces.

HDDIT

Cover for T-piece

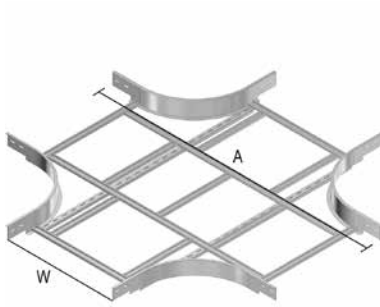


Radius	300 mm
Standard finish	Hot-dip galvanised
Optional finish PE	Duplex system

Reference	↑ mm	↔ mm	↔ mm	↔ mm	kg/piece	📦	Stock	Unit
HDDIT200	20	205		-	3.900	1	✓	piece
HDDIT300	20	305		-	5.750	1	✓	piece
HDDIT400	20	405		-	7.700	1	✓	piece
HDDIT500	20	505		-	10.100	1	✓	piece
HDDIT600	20	605		-	13.000	1	✓	piece

KLLX

Cross-over for KLL



Radius	300 mm
Standard finish	Pre-galvanised
Optional finish HD	Hot-dip galvanised
Optional finish PE	Coating

W (mm)	150	200	300	400	500	600
A (mm)	1021	1071	1171	1271	1371	1471

HD	Reference	↑ mm	↔ mm	↔ mm	↔ mm	kg/piece	⊞	Stock	Unit
HD	KLLX60.150	60	141	-	-	3.131	1		piece
HD	KLLX60.200	60	191	-	-	3.232	1		piece
HD	KLLX60.300	60	291	-	-	4.421	1		piece
HD	KLLX60.400	60	391	-	-	4.875	1		piece
HD	KLLX60.500	60	491	-	-	5.329	1		piece
HD	KLLX60.600	60	591	-	-	5.782	1		piece
HD	KLLX85.200	85	198	-	-	4.032	1		piece
HD	KLLX85.300	85	298	-	-	5.221	1		piece
HD	KLLX85.400	85	398	-	-	5.675	1		piece
HD	KLLX85.500	85	498	-	-	6.129	1		piece
HD	KLLX85.600	85	598	-	-	6.582	1		piece
HD	KLLX110.200	110	198	-	-	4.796	1		piece
HD	KLLX110.300	110	298	-	-	5.985	1		piece
HD	KLLX110.400	110	398	-	-	6.439	1		piece
HD	KLLX110.500	110	498	-	-	6.893	1		piece
HD	KLLX110.600	110	598	-	-	7.346	1		piece

Fix with:									
HD	VM6.10	-	-	M6	10	0.008	100	✓	piece

Minimum number bolts and nuts VM6.10: 16 pieces.

KLLVB

External riser for KLL



Radius	300 mm
Standard finish	Pre-galvanised
Optional finish HD	Hot-dip galvanised
Optional finish PE	Coating

HD	Reference	↑ mm	↔ mm	↔ mm	↔ mm	kg/piece	📦	Stock	Unit
HD	KLLVB60.150	60	141		-	1.528	1		piece
HD	KLLVB60.200	60	191		-	1.629	1		piece
HD	KLLVB60.300	60	291		-	1.830	1		piece
HD	KLLVB60.400	60	391		-	2.032	1		piece
HD	KLLVB60.500	60	491		-	2.234	1		piece
HD	KLLVB60.600	60	591		-	2.435	1		piece
HD	KLLVB85.200	85	198		-	2.083	1		piece
HD	KLLVB85.300	85	298		-	2.284	1		piece
HD	KLLVB85.400	85	398		-	2.486	1		piece
HD	KLLVB85.500	85	498		-	2.688	1		piece
HD	KLLVB85.600	85	598		-	2.889	1		piece
HD	KLLVB110.200	110	198		-	2.755	1		piece
HD	KLLVB110.300	110	298		-	2.956	1		piece
HD	KLLVB110.400	110	398		-	3.158	1		piece
HD	KLLVB110.500	110	498		-	3.360	1		piece
HD	KLLVB110.600	110	598		-	3.561	1		piece
Fix with:									
HD	VM6.10	-	-	M6	10	0.008	100	✓	piece

Minimum number bolts and nuts VM6.10: 8 pieces.

KLLSB

Internal riser for KLL



Radius	300 mm
Standard finish	Pre-galvanised
Optional finish HD	Hot-dip galvanised
Optional finish PE	Coating

HD	Reference	↑ mm	↔ mm	↔ mm	↔ mm	kg/piece	⊞	Stock	Unit
HD	KLLSB60.150	60	141		-	1.528	1		piece
HD	KLLSB60.200	60	191		-	1.629	1		piece
HD	KLLSB60.300	60	291		-	1.830	1		piece
HD	KLLSB60.400	60	391		-	2.032	1		piece
HD	KLLSB60.500	60	491		-	2.234	1		piece
HD	KLLSB60.600	60	591		-	2.435	1		piece
HD	KLLSB85.200	85	198		-	2.083	1		piece
HD	KLLSB85.300	85	298		-	2.284	1		piece
HD	KLLSB85.400	85	398		-	2.486	1		piece
HD	KLLSB85.500	85	498		-	2.688	1		piece
HD	KLLSB85.600	85	598		-	2.889	1		piece
HD	KLLSB110.200	110	198		-	2.755	1		piece
HD	KLLSB110.300	110	298		-	2.956	1		piece
HD	KLLSB110.400	110	398		-	3.158	1		piece
HD	KLLSB110.500	110	498		-	3.360	1		piece
HD	KLLSB110.600	110	598		-	3.561	1		piece

Fix with:									
HD	VM6.10	-	-	M6	10	0.008	100	✓	piece

Minimum number bolts and nuts VM6.10: 8 pieces.

KLLVSB

Flexible (rising / low) bend for KLL



Standard finish	Pre-galvanised
Optional finish HD	Hot-dip galvanised
Optional finish PE	Coating

HD	Reference	↑ mm	↔ mm	↔ mm	↔ mm	kg/piece	⊞	Stock	Unit
HD	KLLVSB60.150	60	150		1040	2.830	1		piece
HD	KLLVSB60.200	60	200		1040	2.930	1		piece
HD	KLLVSB60.300	60	300		1040	3.120	1		piece
HD	KLLVSB60.400	60	400		1040	3.310	1		piece
HD	KLLVSB60.500	60	500		1040	3.510	1		piece
HD	KLLVSB60.600	60	600		1040	3.660	1		piece
HD	KLLVSB85.200	85	200		1070	3.320	1		piece
HD	KLLVSB85.300	85	300		1070	3.520	1		piece
HD	KLLVSB85.400	85	400		1070	3.710	1		piece
HD	KLLVSB85.500	85	500		1070	3.900	1		piece
HD	KLLVSB85.600	85	600		1070	4.050	1		piece
HD	KLLVSB110.200	110	200		1090	4.330	1		piece
HD	KLLVSB110.300	110	300		1090	4.530	1		piece
HD	KLLVSB110.400	110	400		1090	4.720	1		piece
HD	KLLVSB110.500	110	500		1090	4.910	1		piece
HD	KLLVSB110.600	110	600		1090	5.060	1		piece

Fix with:									
HD	VM6.10	-	-	M6	10	0.008	100	✓	piece

Minimum number bolts and nuts VM6.10: 8 pieces.

KLLBK

Bracket clamp for KLL



For fixing the cable ladder on the wall bracket.

Standard finish	Pre-galvanised
Optional finish HD	Hot-dip galvanised
Optional finish PE	Coating

HD	Reference	↑ mm	↔ mm	↔ mm	↔ mm	kg/piece	📦	Stock	Unit
HD	KLLBK25	13	25		-	0.040	20		piece
HD	KLLBK40	13	40		-	0.098	20		piece

The technical information for this product can be found at the end of this chapter.

To order per full packaging.

KLLBK25: Bolt B6.20 and nuts RM6 included

KLLBK40: Bolt B8.20 and nuts GM41M8 included

2 pieces per bracket

KLLAHV

Vertikal branch hook for KLL



Standard finish	Pre-galvanised
Optional finish HD	Hot-dip galvanised
Optional finish PE	Coating

HD	Reference	↑ mm	↔ mm	↔ mm	↔ mm	kg/piece	📦	Stock	Unit
HD	KLLAHV60	39	16		162	0.100	2		piece
HD	KLLAHV85	64	16		198	0.150	2		piece
HD	KLLAHV110	88	16		212	0.230	2		piece

Fix with:

HD	Reference	↑ mm	↔ mm	↔ mm	↔ mm	kg/piece	📦	Stock	Unit
HD	VM6.10	-	-	M6	10	0.008	100	✓	piece

To order per full packaging.

Minimum number bolts and nuts VM6.10: 4 pieces.

KLLAH

Horizontal branch hook for KLL



Standard finish	Pre-galvanised
Optional finish HD	Hot-dip galvanised
Optional finish PE	Coating

HD	Reference	↑ mm	↔ mm	↔ mm	↔ mm	kg/piece	📦	Stock	Unit
HD	KLLAH60	39	118		62	0.100	2		piece
HD	KLLAH85	64	118		87	0.150	2		piece
HD	KLLAH110	88	118		111	0.230	2		piece

Fix with:


HD	Reference	↑ mm	↔ mm	↔ mm	↔ mm	kg/piece	📦	Stock	Unit
HD	VM6.10	-	-	M6	10	0.008	100	✓	piece

To order per full packaging.

Minimum number bolts and nuts VM6.10: 4 pieces.

KLLDSH

Horizontal hinged joiner for KLL



Standard finish	Pre-galvanised
Optional finish HD	Hot-dip galvanised
Optional finish PE	Coating

HD	Reference	↑ mm	↔ mm	↔ mm	↔ mm	kg/piece	⊞	Stock	Unit
HD	KLLDSH60	41	10		200	0.080	6		piece
HD	KLLDSH85	65	10		200	0.118	6		piece
HD	KLLDSH110	90	10		200	0.157	6		piece

Fix with:									
HD	VM6.10	-	-	M6	10	0.008	100	✓	piece

To order per full packaging.
Minimum number bolts and nuts VM6.10: 4 pieces.

KLLDSV

Vertical hinged joiner for KLL



Standard finish	Pre-galvanised
Optional finish HD	Hot-dip galvanised
Optional finish PE	Coating


HD	Reference	↑ mm	↔ mm	↔ mm	↔ mm	kg/piece	⊞	Stock	Unit
HD	KLLDSV60	37	12		240	0.160	6		piece
HD	KLLDSV85	64	12		266	0.260	6		piece
HD	KLLDSV110	88	12		290	0.380	6		piece

Fix with:									
HD	VM6.10	-	-	M6	10	0.008	100	✓	piece

To order per full packaging.
Minimum number bolts and nuts VM6.10: 4 pieces.

KLLVS

Reducing plate for KLL



Max. reduction of 300mm	
Standard finish	Pre-galvanised
Optional finish HD	Hot-dip galvanised
Optional finish PE	Coating

HD	Reference	↑ mm	↔ mm	↔ mm	↔ mm	kg/piece	⊞	Stock	Unit
HD	KLLVS60	37	13		400	0.260	6		piece
HD	KLLVS85	65	13		400	0.436	6		piece
HD	KLLVS110	89	13		500	0.740	6		piece

Fix with:									
HD	VM6.10	-	-	M6	10	0.008	100	✓	piece

The technical information for this product can be found at the end of this chapter.

To order per full packaging.
Minimum number bolts and nuts VM6.10: 4 pieces.

KLLVST

Floor Support for KLL



Standard finish

Pre-galvanised

Optional finish HD

Hot-dip galvanised

Optional finish PE

Coating

HD	Reference	↑ mm	↔ mm	↔ mm	↔ mm	kg/piece	📦	Stock	Unit
HD	KLLVST60	37	35		100	0.080	2		piece
HD	KLLVST85	64	60		100	0.130	2		piece
HD	KLLVST110	88	82		100	0.190	2		piece

Fix with:

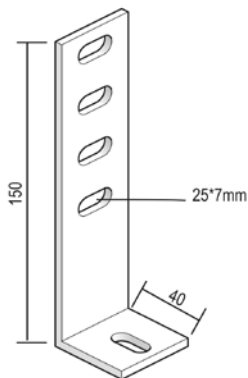
HD	VM6.10	-	-	M6	10	0.008	100	✓	piece
----	---------------	---	---	----	----	-------	-----	---	-------

To order per full packaging.

Minimum number bolts and nuts VM6.10: 2 pieces.

HDAB35.110

Stand-off bracket for KL/SKL



Used for vertical mounting of the cable ladder.

Standard finish

Hot-dip galvanised

Optional finish PE

Duplex system

Reference	↑ mm	↔ mm	↔ mm	↔ mm	kg/piece	📦	Stock	Unit
HDAB35.110	150	40		-	0.210	50	✓	piece

Fix with:

-	HDVM6.20	-	-	M6	20	0.009	100	✓	piece
---	-----------------	---	---	----	----	-------	-----	---	-------

To order per full packaging.

DOPKLL

End cap for KLL



Color

yellow

Standard finish

Polyvinyl chloride

HD	Reference	↑ mm	↔ mm	↔ mm	↔ mm	kg/piece	📦	Stock	Unit
-	DOPKLL60	60			-	0.016	12		piece
-	DOPKLL85	85			-	0.020	12		piece
-	DOPKLL110	110			-	0.025	12		piece

To order per full packaging.

DOPKLL60.M

End cap for KLLI60 narrowed end



Standard finish


Polyvinyl chloride

HD	Reference	↑ mm	↔ mm	↔ mm	↔ mm	kg/piece	⊞	Stock	Unit
-	DOPKLL60.M	60	21		30	0.012	12		piece

To order per full packaging.

KLLKP

Joiner for KLL



Standard finish

Pre-galvanised

Optional finish HD

Hot-dip galvanised

Optional finish PE

Coating

HD	Reference	↑ mm	↔ mm	↔ mm	↔ mm	kg/piece	⊞	Stock	Unit
HD	KLLKP60	41	10		200	0.085	12		piece
HD	KLLKP85	65	13		200	0.165	12		piece
HD	KLLKP110	89	13		400	0.500	12		piece

Fix with:

HD	VM6.10	-	-	M6	10	0.008	100	✓	piece
----	---------------	---	---	----	----	-------	-----	---	-------

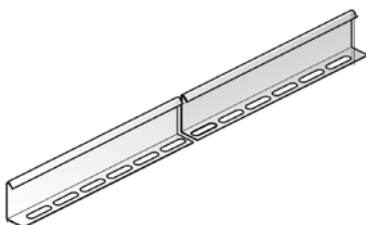
The technical information for this product can be found at the end of this chapter.

To order per full packaging.

Minimum number bolts and nuts VM6.10: 4 pieces.

SLOS

Partition



Standard finish

Pre-galvanised

Optional finish HD

Hot-dip galvanised

Optional finish PE

Coating

HD	Reference	↑ mm	↔ mm	↔ mm	↔ mm	kg/m	⊞	Stock	Unit
HD	SLOS35	35			3000	0.330	150	✓	m
HD	SLOS60	60			3000	0.511	120	✓	m
HD	SLOS85	85			3000	0.680	60	✓	m

Fix with:

HD	GM6	-	-	M6	-	0.010	50	✓	piece
HD	RB6.10	-	-	M6	10	0.004	100		piece

Fixing set: 1 per meter.

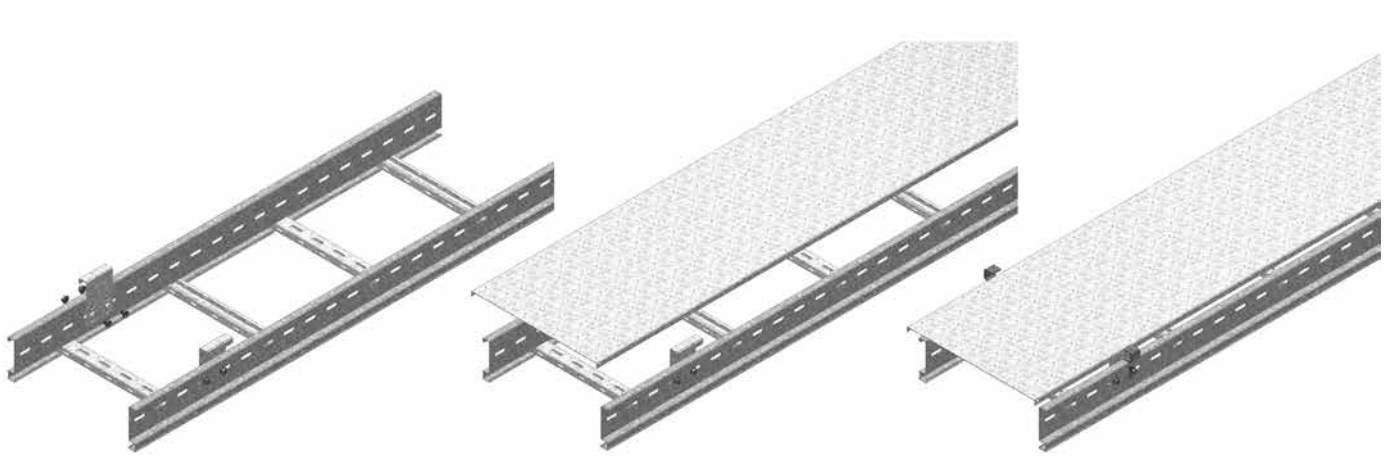
KLLDK

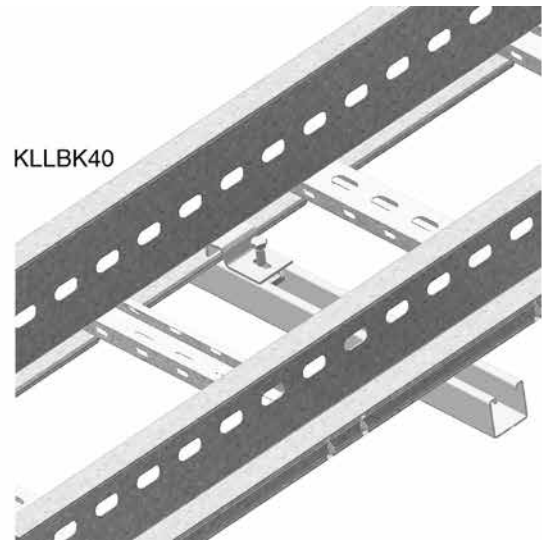
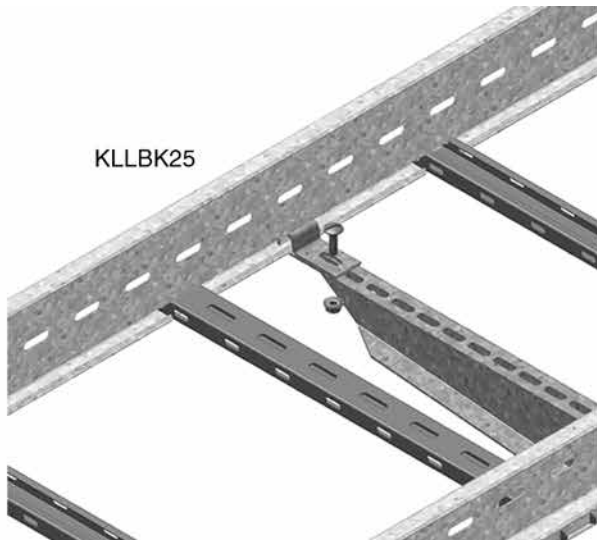
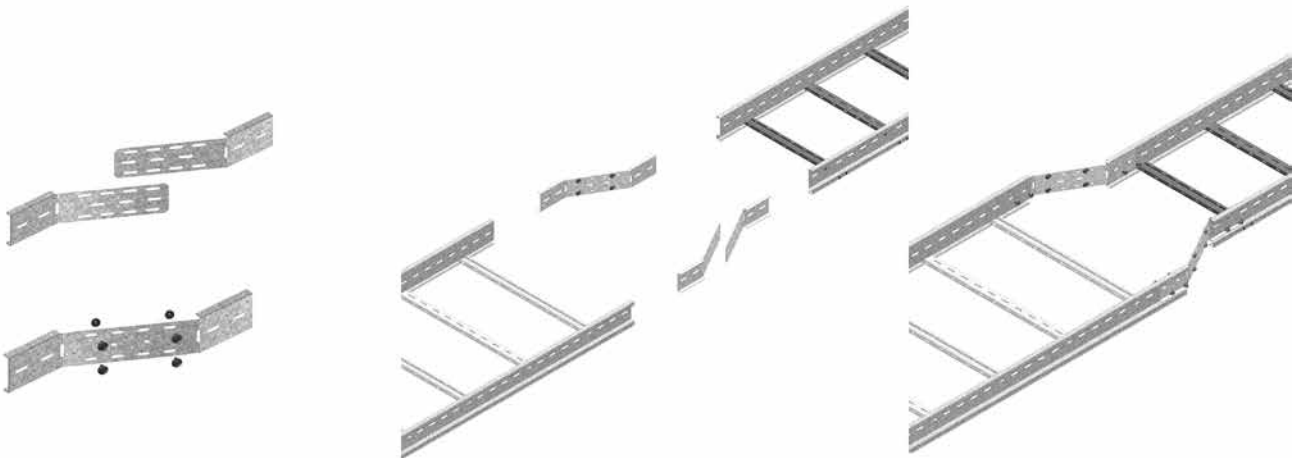
Technical information



KLLABD

Technical information



KLLBK**Technical information****KLLVS****Technical information**


KLLKP

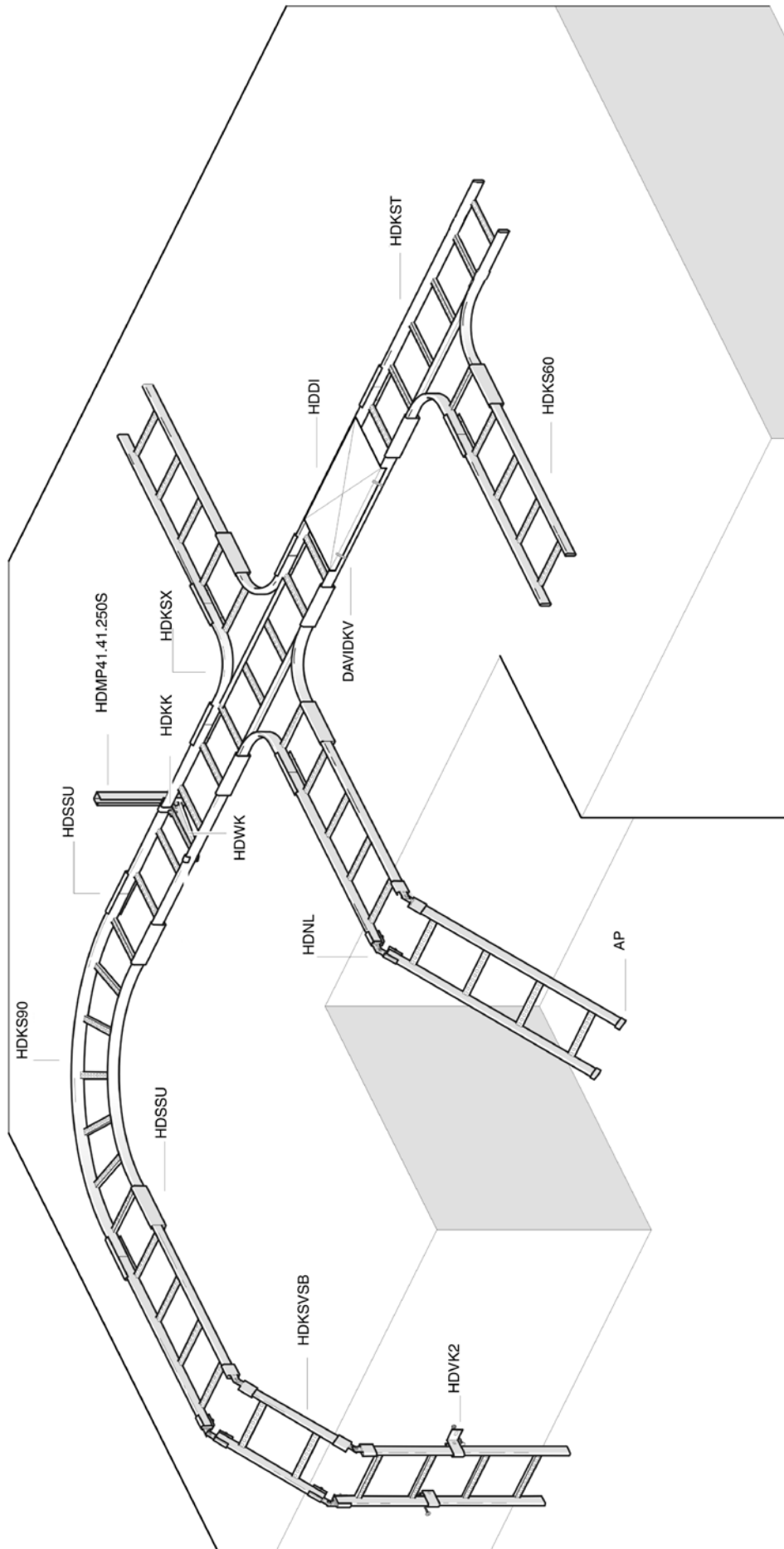
Technical information



CABLE LADDERS

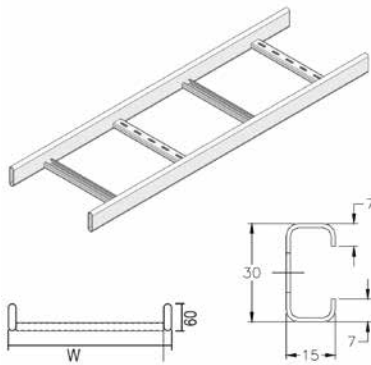
HDKS





HDKS60

Cable ladder DAVID



Usable inner height	45 mm
Rung distance	250 mm
Standard finish	Hot-dip galvanised
Optional finish PE	Duplex system

Reference	↑ mm	↔ mm	↔ mm	↔ mm	kg/m	⊠	Stock	Unit
HDKS60.200	60	200		6000	2.800	60	✓	m
HDKS60.300	60	300		6000	3.080	60	✓	m
HDKS60.400	60	400		6000	3.320	60	✓	m
HDKS60.500	60	500		6000	3.530	60	✓	m
HDKS60.600	60	600		6000	3.870	60	✓	m

Fix with:								
HDSSU	66	225	-	-	0.410	20	✓	piece

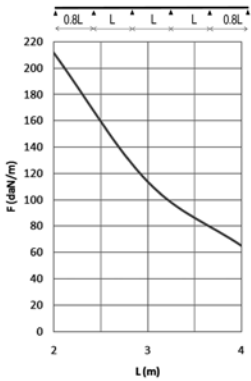
LOAD DIAGRAM

This diagram illustrates the permissible uniformly distributed loads applied to multiple supports. They comply with IEC 61537 with connection to 1/5 of the span and the end span = 0,8x the span.

F = max. admissible load (daN/m)

L = support distance (m)

Max. deflection (m) = L/100



CHARACTERISTICS

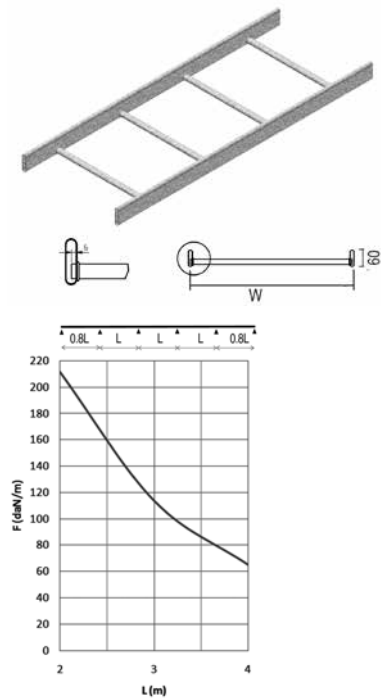
- lightweight
- strong
- rounded tubular side-walls eliminate the risk of cable damage
- hot-dip galvanised as standard
- wrap around joiners with pre-assembled tap bolts ensure a fast secure connection
- rungs are perforated to enable efficient attachment of cables.
- partition (HDSLOS35) can be fixed to the cable ladder with a sliding nut (GM6) and pan head bolt (HDRB6.10).

TECHNICAL INFORMATION

- Side walls are constructed from tubular section 60 mm x 15 mm.
- C-rungs are fixed at 250 mm intervals.
- Rungs are welded to the side wall of the cable ladder.
- Rungs are alternately placed with openings upwards and downwards.

HDKSR60

Cable ladder DAVID tubular rungs



Usable inner height	33 mm
Rung distance	250 mm
Standard finish	Hot-dip galvanised
Optional finish PE	Duplex system

Reference	↑ mm	↔ mm	↔ mm	↔ mm	kg/m	⊠	Stock	Unit
HDKSR60.200	60	200		6000	2.700	60		m
HDKSR60.300	60	300		6000	2.940	60		m
HDKSR60.400	60	400		6000	3.180	60		m
HDKSR60.500	60	500		6000	3.430	60		m
HDKSR60.600	60	600		6000	3.670	60		m

LOAD DIAGRAM

This diagram illustrates the permissible uniformly distributed loads applied to multiple supports. They comply with IEC 61537 par 10.3.3 test type III with connection to 1/5 of the span.

F = max. admissible load (daN/m)

L = support distance (m)

Max. deflection (m) = L/100

CHARACTERISTICS

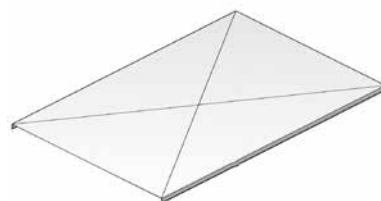
- lightweight
- rounded tubular side-walls eliminate the risk of cable damage.
- gesloten langsliggers
- stofophoping uitgesloten

TECHNICAL INFORMATION

- Side walls are constructed from tubular section 60 mm x 15 mm.
- Ø 19 mm tubular rungs are fixed at 250 mm intervals.
- rungs are welded to the side wall of the cable ladder.

HDDI

Industrial cover



Standard finish	Hot-dip galvanised
Optional finish PE	Duplex system

Reference	↑ mm	↔ mm	↔ mm	↔ mm	kg/m	⊠	Stock	Unit
HDDI200	20	205		2000	1.850	2		m
HDDI300	20	305		2000	3.250	2		m
HDDI400	20	405		2000	4.250	2		m
HDDI500	20	505		2000	5.250	2		m
HDDI600	20	605		2000	6.400	2		m

Fix with:

- DAVIDKV	-	-	-	-	0.020	20	✓	piece
-----------	---	---	---	---	-------	----	---	-------

Covers with width > 400 mm are delivered with diagonal reinforcements.

DAVIDKV

Cover clamp for HDKS



Number: 2 pieces per meter.

Standard finish		Spring steel							
HD	Reference	↑ mm	↔ mm	↔ mm	↔ mm	kg/piece	⊞	Stock	Unit
-	DAVIDKV	-				0.020	20	✓	piece

To order per full packaging.

HDKS90

Horizontal bend for HDKS



Radius	300 mm
Standard finish	Hot-dip galvanised
Optional finish PE	Duplex system

Reference	↑ mm	↔ mm	↔ mm	↔ mm	kg/piece	⊞	Stock	Unit	
HDKS90.200	60	200		-	2.600	1	✓	piece	
HDKS90.300	60	300		-	3.150	1	✓	piece	
HDKS90.400	60	400		-	3.500	1	✓	piece	
HDKS90.500	60	500		-	3.900	1	✓	piece	
HDKS90.600	60	600		-	4.600	1	✓	piece	
Fix with:									
HDSSU	66	225	-	-	0.410	20	✓	piece	

The technical information for this product can be found at the end of this chapter.

HDDIB

Industrial cover for bend

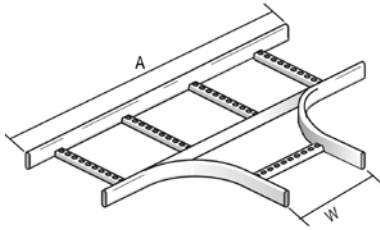


Radius	300 mm
Standard finish	Hot-dip galvanised
Optional finish PE	Duplex system

Reference	↑ mm	↔ mm	↔ mm	↔ mm	kg/piece	⊞	Stock	Unit	
HDDIB200	20	205		-	1.850	1	✓	piece	
HDDIB300	20	305		-	3.100	1	✓	piece	
HDDIB400	20	405		-	4.500	1	✓	piece	
HDDIB500	20	505		-	5.900	1	✓	piece	
HDDIB600	20	605		-	7.900	1	✓	piece	
Fix with:									
-	DAVIDKV	-	-	-	0.020	20	✓	piece	

HDKST

T-piece for HDKS



Radius	300 mm				
Standard finish	Hot-dip galvanised				
Optional finish PE	Duplex system				

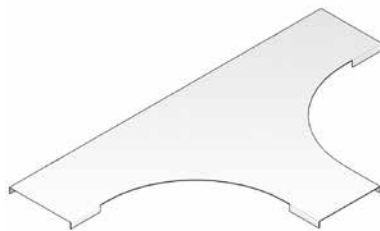
W	200	300	400	500	600
A	1100	1200	1300	1400	1500

Reference	↑ mm	↔ mm	↔ mm	↔ mm	kg/piece	⊞	Stock	Unit
HDKST200	60	200		-	3.900	1	✓	piece
HDKST300	60	300		-	4.300	1	✓	piece
HDKST400	60	400		-	4.700	1	✓	piece
HDKST500	60	500		-	5.700	1	✓	piece
HDKST600	60	600		-	5.900	1	✓	piece

Fix with:								
HDSSU	66	225	-	-	0.410	20	✓	piece

HDDIT

Cover for T-piece



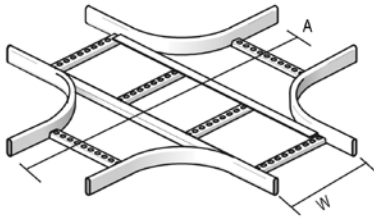
Radius	300 mm				
Standard finish	Hot-dip galvanised				
Optional finish PE	Duplex system				

Reference	↑ mm	↔ mm	↔ mm	↔ mm	kg/piece	⊞	Stock	Unit
HDDIT200	20	205		-	3.900	1	✓	piece
HDDIT300	20	305		-	5.750	1	✓	piece
HDDIT400	20	405		-	7.700	1	✓	piece
HDDIT500	20	505		-	10.100	1	✓	piece
HDDIT600	20	605		-	13.000	1	✓	piece

Fix with:								
- DAVIDKV	-	-	-	-	0.020	20	✓	piece

HDKSX

Cross-over for HDKS



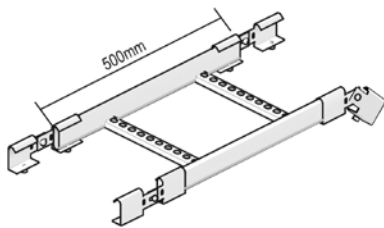
Radius	300 mm				
Standard finish	Hot-dip galvanised				
Optional finish PE	Duplex system				

W	200	300	400	500	600
A	1100	1200	1300	1400	1500

Reference	↑ mm	↔ mm	↔ mm	↔ mm	kg/piece	⊞	Stock	Unit
HDKSX200	60	200		-	5.100	1		piece
HDKSX300	60	300		-	5.700	1		piece
HDKSX400	60	400		-	6.200	1		piece
HDKSX500	60	500		-	6.900	1		piece
HDKSX600	60	600		-	7.600	1		piece
Fix with:								
HDSSU	66	225	-	-	0.410	20	✓	piece

HDKSUSB

Flexible (rising / low) bend for HDKS

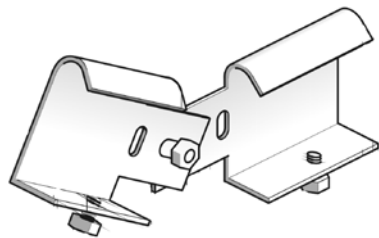


Direct coupling.					
Standard finish	Hot-dip galvanised				
Optional finish PE	Duplex system				

Reference	↑ mm	↔ mm	↔ mm	↔ mm	kg/piece	⊞	Stock	Unit
HDKSUSB200	60	200		-	1.480	1	✓	piece
HDKSUSB300	60	300		-	2.550	1	✓	piece
HDKSUSB400	60	400		-	2.700	1	✓	piece
HDKSUSB500	60	500		-	2.700	1	✓	piece
HDKSUSB600	60	600		-	2.950	1	✓	piece

HDNL

Hinged joiner for HDKS




Can also be used as an End Support.					
Standard finish	Hot-dip galvanised				
Optional finish PE	Duplex system				

Reference	↑ mm	↔ mm	↔ mm	↔ mm	kg/piece	⊞	Stock	Unit
HDNL	66			-	0.290	12	✓	piece

To order per full packaging.
Included: Bolt HDRBK6.10 and nut HDRM6.
Premounted with tapbolt 6x12.

HDDSKSH

Horizontal hinged joiner for HDKS



Standard finish

Hot-dip galvanised

Optional finish PE

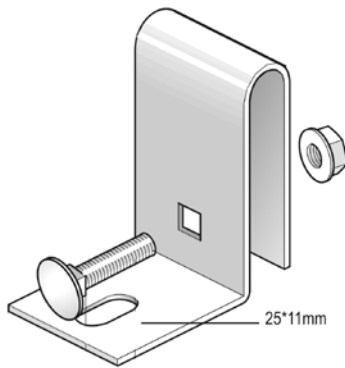
Duplex system

Reference	↑ mm	↔ mm	↔ mm	↔ mm	kg/piece	📦	Stock	Unit
HDDSKSH	65			-	0.490	6	✓	piece

To order per full packaging.

HDVK2

Wall distance bracket for HDKS



For vertical mounting of the cable ladder.

Standard finish

Hot-dip galvanised

Optional finish PE

Duplex system

Reference	↑ mm	↔ mm	↔ mm	↔ mm	kg/piece	📦	Stock	Unit
HDVK2	97	40		-	0.180	20	✓	piece

To order per full packaging.
Included: Bolt HDRBK8.30 and nut HDRM8.

HDKK

Bracket clamp for HDKS



Mount the cable ladder on the wall bracket.

Standard finish

Hot-dip galvanised

Optional finish PE

Duplex system

Reference	↑ mm	↔ mm	↔ mm	↔ mm	kg/piece	📦	Stock	Unit
HDKK	58	25		-	0.070	20	✓	piece

The technical information for this product can be found at the end of this chapter.

To order per full packaging.
Included: Hexagon bolt B6.20 and flange head nut HDRM6.

DOPKS

End cap for HDKS



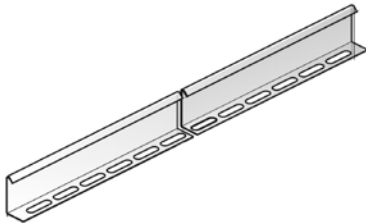
Color	yellow
Standard finish	Polyvinyl chloride

HD	Reference	↑ mm	↔ mm	↔ mm	↔ mm	kg/piece	📦	Stock	Unit
-	DOPKS	60				0.010	50	✓	piece

To order per full packaging.

SLOS

Partition



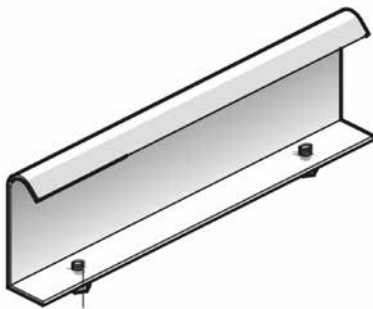
Standard finish	Pre-galvanised
Optional finish HD	Hot-dip galvanised
Optional finish PE	Coating

HD	Reference	↑ mm	↔ mm	↔ mm	↔ mm	kg/m	📦	Stock	Unit
HD	SLOS35	35			3000	0.330	150	✓	m

Fixing set: 1 per meter.
 HDKS60: HDVM6.10
 HDKSR60: HDBKID25

HDSSU

Joiner for HDKS



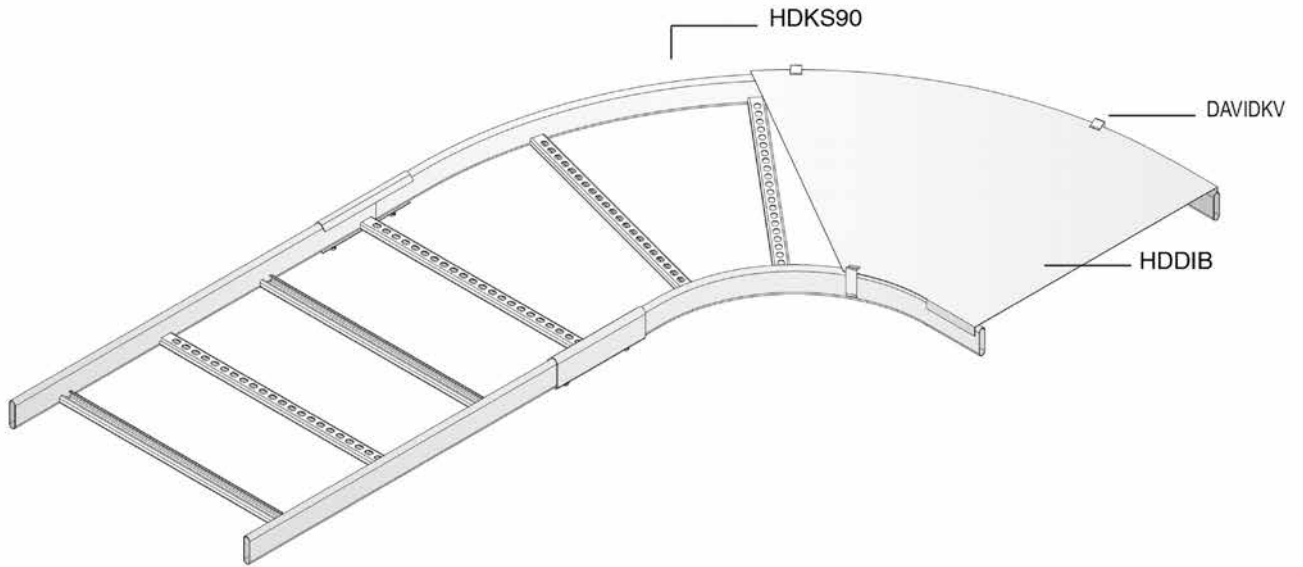
Standard finish	Hot-dip galvanised
Optional finish PE	Duplex system

Reference	↑ mm	↔ mm	↔ mm	↔ mm	kg/piece	📦	Stock	Unit
HDSSU	66	225			0.410	20	✓	piece

To order per full packaging.
 Premounted with 2 tapbolts 6x12.

HDKS90

Technical information



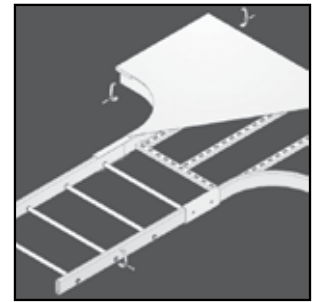
HDKK

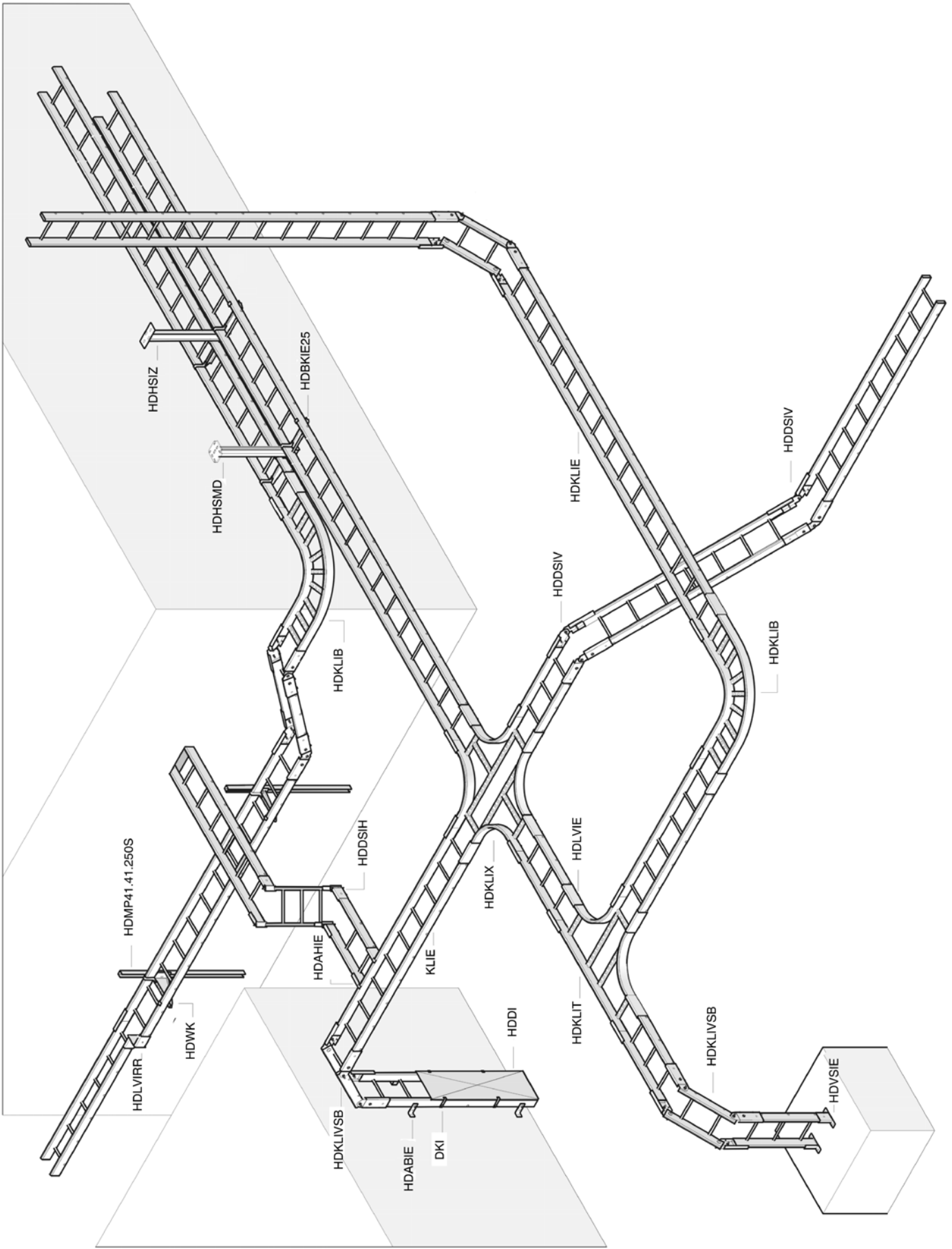
Technical information



CABLE LADDERS

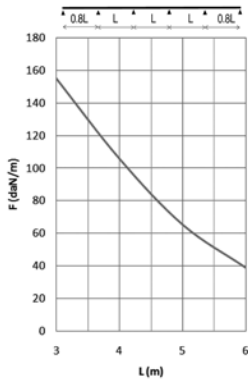
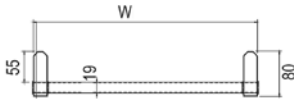
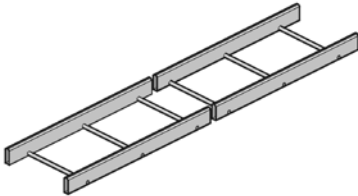
HDKLIE





HDKLIE

Industrial cable ladder



Usable inner height	55 mm
Rung distance	250 mm
Standard finish	Hot-dip galvanised
Optional finish PE	Duplex system

Reference	↑ mm	↔ mm	↔ mm	↔ mm	kg/m	⊠	Stock	Unit
HDKLIE200	80	200		6000	4.050	60	✓	m
HDKLIE300	80	300		6000	4.330	60	✓	m
HDKLIE400	80	400		6000	4.650	60	✓	m
HDKLIE500	80	500		6000	4.880	60	✓	m
HDKLIE600	80	600		6000	5.030	60	✓	m

Fix with:								
HDLVIE	88	-	-	220	0.760	20	✓	piece

LOAD DIAGRAM

This diagram illustrates the permissible uniformly distributed loads applied to multiple supports. They comply with IEC 61537 and the end span = 0,8x the span. For spans > 4m, it is advised to add an extra B10.40 and M10 through the side walls and joining plates.

F = max. admissible load (daN/m)
 L = support distance (m)
 Max. deflection (m) = L/100

CHARACTERISTICS

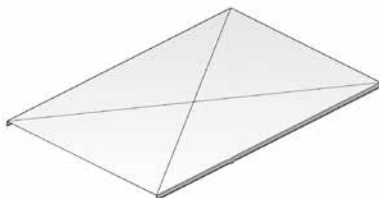
- Partition SLOS35/60 or HDSLOS35/60 should be fixed to the cable ladder by means of fixing clamp HDBKID25.

TECHNICAL INFORMATION

The side walls are made of steel tubes with section 80 mm x 25 mm. Rungs made of 19 mm tube. Connection between rungs and side walls by means of a double flange every 250 mm.

HDDI

Industrial cover



Standard finish	Hot-dip galvanised
Optional finish PE	Duplex system

Reference	↑ mm	↔ mm	↔ mm	↔ mm	kg/m	⊠	Stock	Unit
HDDI200	20	205		2000	1.850	2		m
HDDI300	20	305		2000	3.250	2		m
HDDI400	20	405		2000	4.250	2		m
HDDI500	20	505		2000	5.250	2		m
HDDI600	20	605		2000	6.400	2		m

Fix with:								
- DKI	-	-	-	-	0.030	20	✓	piece

Covers of width > 400 mm are delivered with diagonal reinforcements.

DKI

Cover clamp for HDKLIE



Number: 2 pieces per meter.

Standard finish	Pre-galvanised
Optional finish PE	Coating

HD	Reference	mm	mm	mm	mm	kg/piece		Stock	Unit
-	DKI	-				0.030	20	✓	piece

To order per full packaging.
Included: Bolt B6.20 and giant washer CRO6.

HDKLIB

Horizontal bend for HDKLIE



Radius	300 mm
Standard finish	Hot-dip galvanised
Optional finish PE	Duplex system

Reference	mm	mm	mm	mm	kg/piece		Stock	Unit
HDKLIB200	80	200			3.950	1	✓	piece
HDKLIB300	80	300			4.850	1	✓	piece
HDKLIB400	80	400			5.800	1	✓	piece
HDKLIB500	80	500			6.900	1	✓	piece
HDKLIB600	80	600			7.600	1	✓	piece

Fix with:									
HDLVIE	88	-	-	220	0.760	20	✓	piece	

HDDIB

Industrial cover for horizontal bend 90°



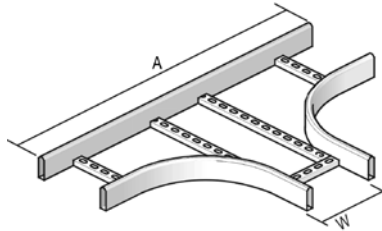
Radius	300 mm
Standard finish	Hot-dip galvanised
Optional finish PE	Duplex system

Reference	mm	mm	mm	mm	kg/piece		Stock	Unit
HDDIB200	20	205			1.850	1	✓	piece
HDDIB300	20	305			3.100	1	✓	piece
HDDIB400	20	405			4.500	1	✓	piece
HDDIB500	20	505			5.900	1	✓	piece
HDDIB600	20	605			7.900	1	✓	piece

Fix with:									
-	DKI	-	-	-	0.030	20	✓	piece	

HDKLIT

T-piece for HDKLIE



Radius	300 mm				
Standard finish	Hot-dip galvanised				
Optional finish PE	Duplex system				

W	200	300	400	500	600
A	1100	1200	1300	1400	1500

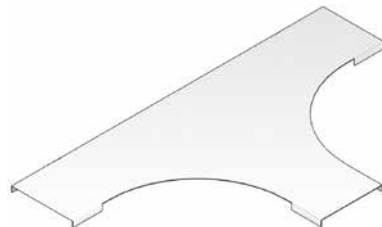
Reference	↑ mm	↔ mm	↔ mm	↔ mm	kg/piece	⊞	Stock	Unit
HDKLIT200	80	200		-	6.200	1	✓	piece
HDKLIT300	80	300		-	6.800	1	✓	piece
HDKLIT400	80	400		-	7.900	1	✓	piece
HDKLIT500	80	500		-	8.400	1	✓	piece
HDKLIT600	80	600		-	10.300	1	✓	piece

Fix with:								
HDLVIE	88	-	-	220	0.760	20	✓	piece

The technical information for this product can be found at the end of this chapter.

HDDIT

Industrial cover for T-piece



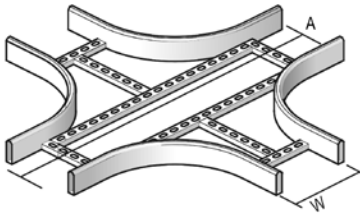
Radius	300 mm				
Standard finish	Hot-dip galvanised				
Optional finish PE	Duplex system				

Reference	↑ mm	↔ mm	↔ mm	↔ mm	kg/piece	⊞	Stock	Unit
HDDIT200	20	205		-	3.900	1	✓	piece
HDDIT300	20	305		-	5.750	1	✓	piece
HDDIT400	20	405		-	7.700	1	✓	piece
HDDIT500	20	505		-	10.100	1	✓	piece
HDDIT600	20	605		-	13.000	1	✓	piece

Fix with:								
- DKI	-	-	-	-	0.030	20	✓	piece

HDKLIX

Cross-over for HDKLIE



Radius	300 mm				
Standard finish	Hot-dip galvanised				
Optional finish PE	Duplex system				

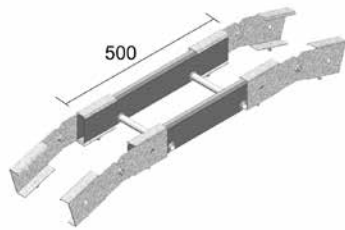
W	200	300	400	500	600
A	1100	1200	1300	1400	1500

Reference	↑ mm	↔ mm	↔ mm	↔ mm	kg/piece	⊞	Stock	Unit
HDKLIX200	80	200		-	11.800	1		piece
HDKLIX300	80	300		-	12.800	1		piece
HDKLIX400	80	400		-	13.300	1		piece
HDKLIX500	80	500		-	15.100	1		piece
HDKLIX600	80	600		-	17.700	1		piece

Fix with:								
HDLVIE	88	-	-	220	0.760	20	✓	piece

HDKLIVSB

Flexible (rising/low) bend for HDKLIE

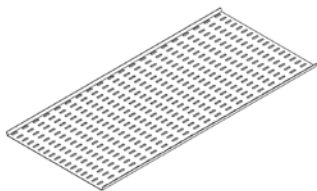


Standard finish	Hot-dip galvanised				
Optional finish PE	Duplex system				

Reference	↑ mm	↔ mm	↔ mm	↔ mm	kg/piece	⊞	Stock	Unit
HDKLIVSB200	80	200		-	6.190	1	✓	piece
HDKLIVSB300	80	300		-	6.330	1	✓	piece
HDKLIVSB400	80	400		-	6.490	1	✓	piece
HDKLIVSB500	80	500		-	6.600	1	✓	piece
HDKLIVSB600	80	600		-	6.680	1	✓	piece

BP

Floor plate



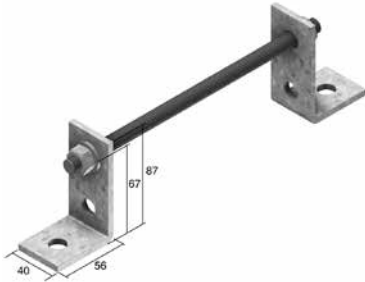
Standard finish	Pre-galvanised				
Optional finish HD	Hot-dip galvanised				
Optional finish PE	Coating				

HD	Reference	↑ mm	↔ mm	↔ mm	↔ mm	kg/m	⊞	Stock	Unit
HD	BP200	25	141		3000	1.560	3		m
HD	BP300	25	241		3000	2.400	3		m
HD	BP400	25	341		3000	3.230	3		m
HD	BP500	25	441		3000	4.030	3		m
HD	BP600	25	541		3000	4.860	3		m

Fix with:								
HDBKID25	-	-	-	-	0.030	20	✓	piece

HDABIE

Wall support for HDKLIE



Standard finish

Hot-dip galvanised

Optional finish PE

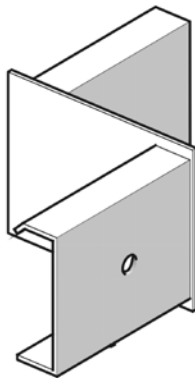
Duplex system

Reference	↑ mm	↔ mm	↔ mm	↔ mm	kg/piece	📦	Stock	Unit
HDABIE200	87	200		-	0.590	25	✓	piece
HDABIE300	87	300		-	0.650	25	✓	piece
HDABIE400	87	400		-	0.730	25	✓	piece
HDABIE500	87	500		-	0.800	25	✓	piece
HDABIE600	87	600		-	0.870	25	✓	piece

Included: TIM12, 2x HDM12 and 2x HDVS41.07.

HDLVIRR

Reducing plate right for HDKLIE



Slides over the side wall

Standard finish

Hot-dip galvanised

Optional finish PE

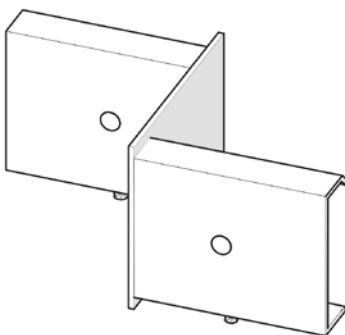
Duplex system

Reference	↑ mm	↔ mm	↔ mm	↔ mm	kg/piece	📦	Stock	Unit
HDLVIRR100	100	140		-	1.100	2		piece
HDLVIRR200	100	240		-	1.330	2		piece
HDLVIRR300	100	340		-	1.350	2		piece
HDLVIRR400	100	440		-	1.600	2		piece

To order per full packaging.
Premounted with tapbolt 6x12.

HDLVIRL

Reducing plate left for HDKLIE



Slides over the side wall

Standard finish

Hot-dip galvanised

Optional finish PE

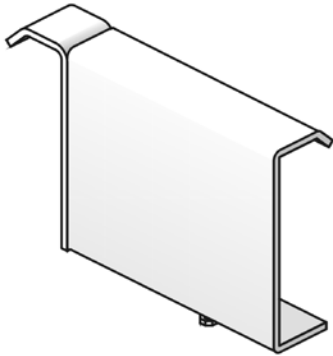
Duplex system

Reference	↑ mm	↔ mm	↔ mm	↔ mm	kg/piece	📦	Stock	Unit
HDLVIRL100	100	140		-	1.100	2		piece
HDLVIRL200	100	240		-	1.330	2		piece
HDLVIRL300	100	340		-	1.350	2		piece
HDLVIRL400	100	440		-	1.600	2		piece

To order per full packaging.
Premounted with tapbolt 6x12.

HDAHIE

Branch off bracket for HDKLIE



Applied in case of hooked branching.
Slides over the side wall.

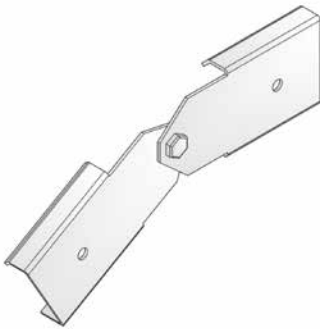
Standard finish	Hot-dip galvanised
Optional finish PE	Duplex system

Reference	↑ mm	↔ mm	↔ mm	↔ mm	kg/piece	⊞	Stock	Unit
HDAHIE	95	40		-	0.500	10	✓	piece

To order per full packaging.
Premounted with tabbolt 6x12.

HDDSIV

Vertical hinged joiner for HDKLIE



The hinge slides +/- 110 mm over the cable ladder.

Standard finish	Hot-dip galvanised
Optional finish PE	Duplex system

Reference	↑ mm	↔ mm	↔ mm	↔ mm	kg/piece	⊞	Stock	Unit
HDDSIV	90			-	1.040	12	✓	piece

To order per full packaging.
Premounted with tabbolt 6x12.

HDDSIH

Horizontal hinged joiner for HDKLIE



The hinge slides +/- 110 mm over the cable ladder.

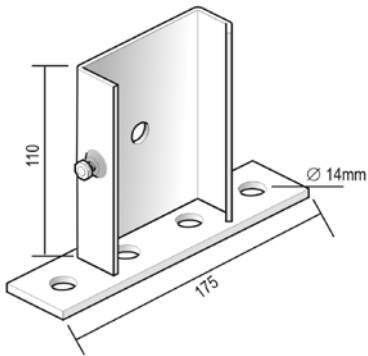
Standard finish	Hot-dip galvanised
Optional finish PE	Duplex system

Reference	↑ mm	↔ mm	↔ mm	↔ mm	kg/piece	⊞	Stock	Unit
HDDSIH	90			-	1.020	6	✓	piece

To order per full packaging.
Premounted with tabbolt 6x12.

HDVSIE

Floor support for HDKLIE



To mount the cable ladder vertically on the floor.
Slides over the side wall.

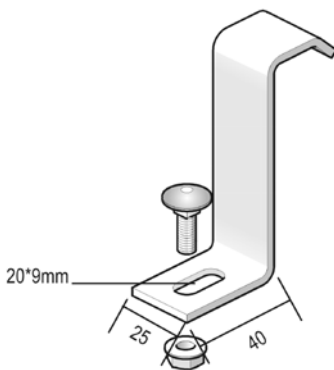
Standard finish	Hot-dip galvanised
Optional finish PE	Duplex system

Reference	↑ mm	↔ mm	↔ mm	↔ mm	kg/piece	📦	Stock	Unit
HDVSIE	115	88		-	0.640	6	✓	piece

To order per full packaging.
Premounted with tapbolt 6x12.

HDBKIE25

Bracket clamp for HDKLIE



To mount the cable ladder on a bracket.

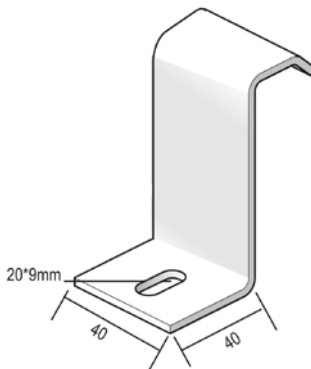
Standard finish	Hot-dip galvanised
Optional finish PE	Duplex system

Reference	↑ mm	↔ mm	↔ mm	↔ mm	kg/piece	📦	Stock	Unit
HDBKIE25	83	25		-	0.090	20	✓	piece

To order per full packaging.
Included: Bolt RB6.20 and flanged nut RM6.

HDBKIE40

Bracket clamp for HDKLIE



Standard finish	Hot-dip galvanised
Optional finish PE	Duplex system

Reference	↑ mm	↔ mm	↔ mm	↔ mm	kg/piece	📦	Stock	Unit
HDBKIE40	83	40		-	0.130	20	✓	piece

To order per full packaging.
To order separately:
fixing to brackets: VMK6.20
fixing to mounting profile: B6.20 + CRO6 + GM41M6

HDBKID25

Bracket clamp SLOS for HDKLIE



To mount a partition on the cable ladder.

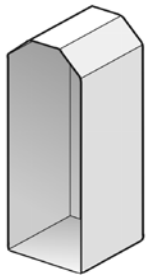
Standard finish	Hot-dip galvanised
Optional finish PE	Duplex system

Reference	mm	mm	mm	mm	kg/piece		Stock	Unit
HDBKID25	-			-	0.030	20	✓	piece

To order per full packaging.
Included: Bolt RB6.20 and flanged nut RM6.

DOPKLIE

End cap for HDKLIE



Slides over the end of the ladder.

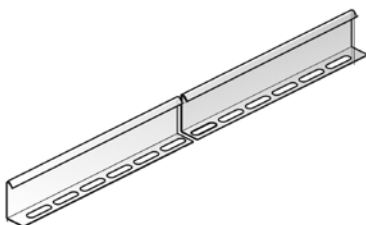
Color	yellow
Standard finish	Polyvinyl chloride

HD	Reference	mm	mm	mm	mm	kg/piece		Stock	Unit
-	DOPKLIE	80			-	0.020	50	✓	piece

To order per full packaging.

SLOS

Partition



Standard finish	Pre-galvanised
Optional finish HD	Hot-dip galvanised
Optional finish PE	Coating

HD	Reference	mm	mm	mm	mm	kg/m		Stock	Unit
HD	SLOS35	35			3000	0.330	150	✓	m
HD	SLOS60	60			3000	0.511	120	✓	m

Fix with:									
HDBKID25		-	-	-	-	0.030	20	✓	piece

Fixing set: 1 per meter.
SLOS60 not to be used with cover HDDI.

HDLVIE

Joiner for HDKLIE



Standard finish

Hot-dip galvanised

Optional finish PE

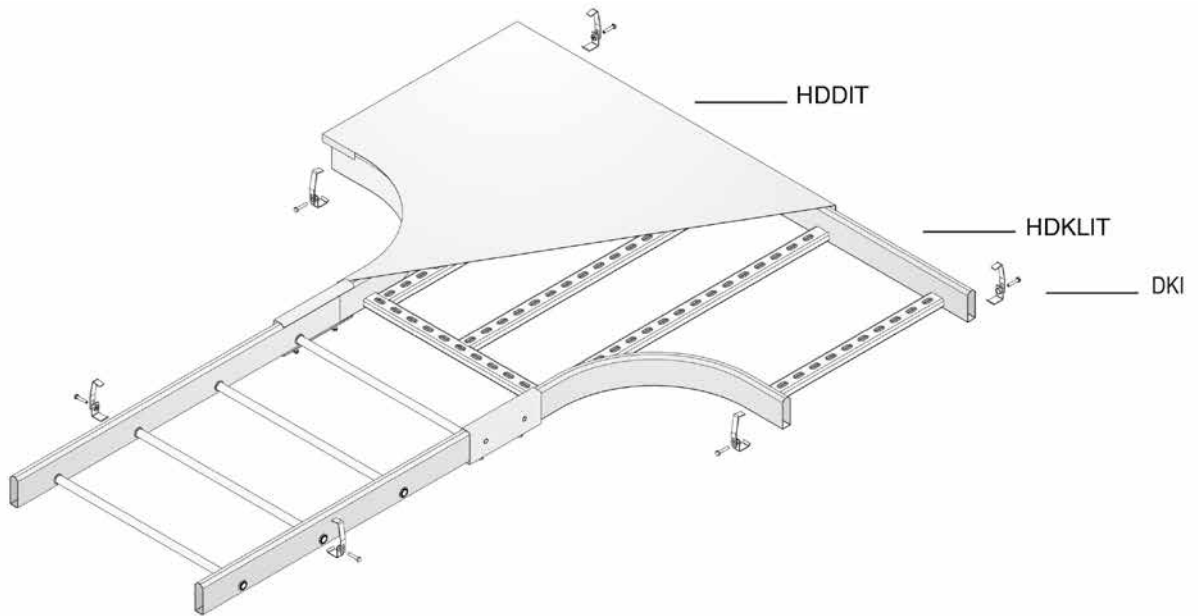
Duplex system

Reference	↑ mm	↔ mm	↔ mm	↔ mm	kg/piece	📦	Stock	Unit
HDLVIE	88			220	0.760	20	✓	piece

To order per full packaging.
These are premounted with tapbolt 6x12.


HDKLIT

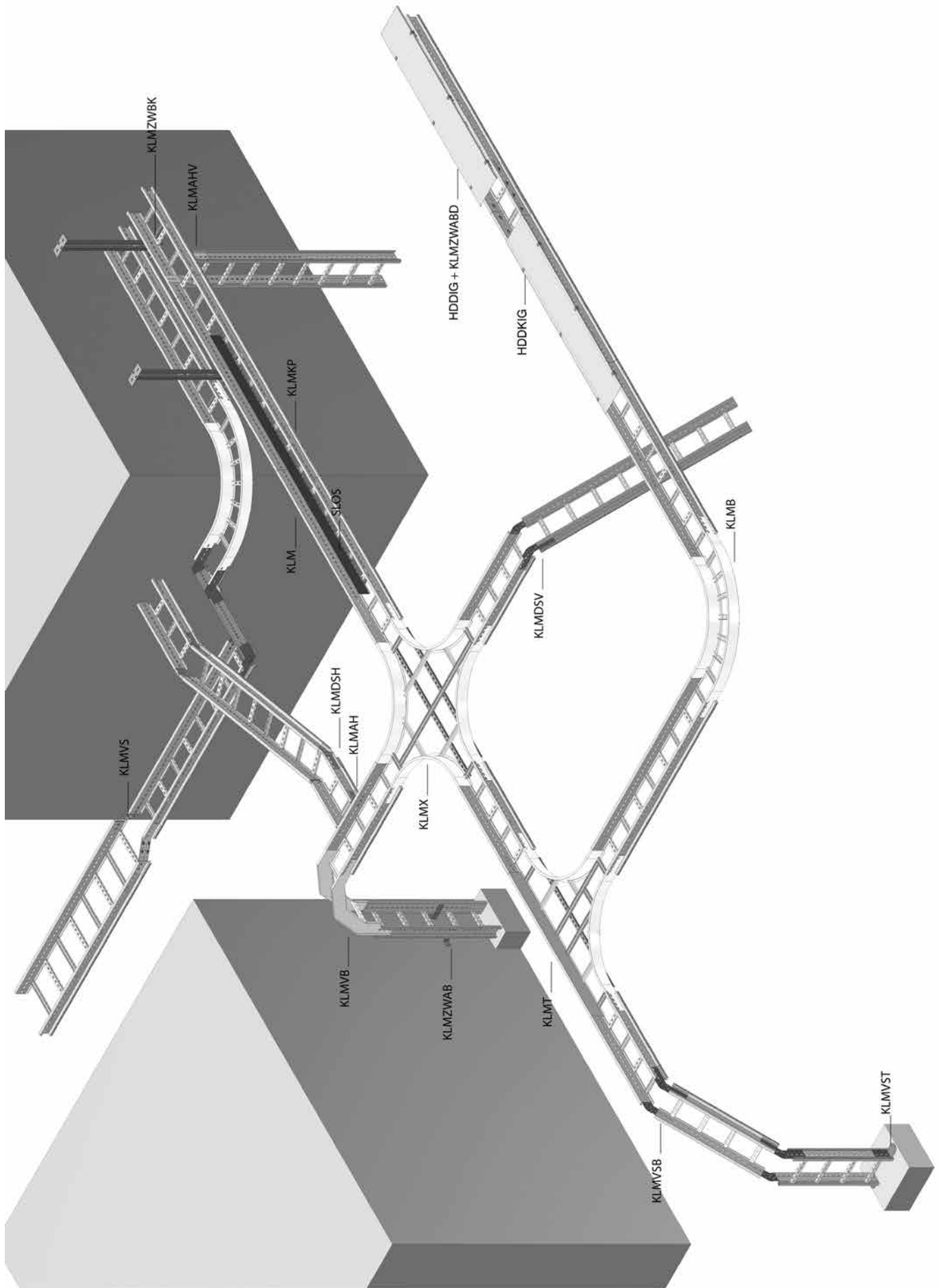
Technical information



CABLE LADDERS

KLM

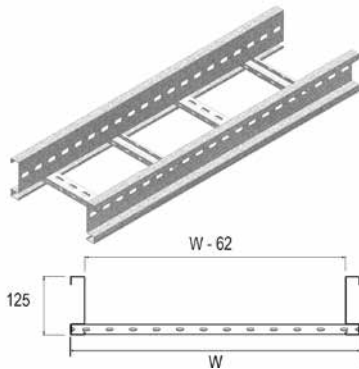




4

KLM

Cable ladder MEDIUM HEAVY



Cable ladder for large support distances up to 8 metres
Perforated C rungs

Usable inner height	102 mm
Rung distance	250 mm (to order : 100 mm - 300 mm, increments of 50 mm)
To order	length 3000 mm or 9000 mm
To order	width 700 - 1200 mm (increments of 100 mm)
Standard finish	Pre-galvanised
Optional finish HD	Hot-dip galvanised
Optional finish PE	Coating

HD	Reference	↑ mm	↔ mm	↔ mm	↔ mm	kg/m	⊠	Stock	Unit
HD	KLM200	125	218	15.00	6000	6.000	48		m
HD	KLM300	125	318	15.00	6000	6.320	48		m
HD	KLM400	125	418	15.00	6000	6.640	48		m
HD	KLM500	125	518	15.00	6000	6.960	48		m
HD	KLM600	125	618	15.00	6000	7.280	48		m
HD	KLM800	125	818	15.00	6000	7.980	48		m
HD	KLM1000	125	1018	15.00	6000	8.620	48		m

Fix with:

HD	KLMKP	97	25	-	600	1.260	6		piece
HD	RBK12.20	-	-	M12	20	0.052	100	✓	piece
HD	RM12	-	-	M12	-	0.021	100		piece

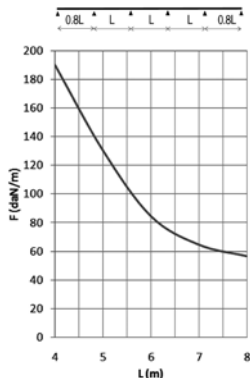
LOAD DIAGRAM

This diagram illustrates the permissible uniformly distributed loads applied to multiple supports. They comply with IEC 61537 with connection in the centre of the span and the end span = 0,8x the span.

F = max. admissible load (daN/m)

L = support distance (m)

Max. deflection (m) = L/200



CHARACTERISTICS


- strong
- useable inner height 102 mm, ideal for large diameter cables
- no further coupling holes are required if the cable ladder is cut
- no joiners are required to attach accessories such as bends, tees etc.
- rungs are perforated to enable efficient attachment of cables
- partition (SLOS85) can be fixed to the cable ladder with a sliding nut (GM41M6) and pan head bolt (RB6.20).

TECHNICAL INFORMATION

- Side walls are constructed from S profile with a return flange and are continuously perforated
- C-profile rungs are fixed at 250 mm intervals.
- rungs are mechanically attached to the side wall of the cable ladder.
- rungs are alternately placed with openings upwards and downwards.

HDDIG

Cover



Standard finish	Hot-dip galvanised
Optional finish PE	Duplex system

Reference	↑ mm	↔ mm	↔ mm	↔ mm	kg/m	⊠	Stock	Unit
HDDIG200	15	223	1.00	2000	1.850	2		m
HDDIG300	15	323	1.00	2000	2.650	2		m
HDDIG400	15	423	1.25	2000	4.100	2		m
HDDIG500	15	523	1.25	2000	5.050	2		m
HDDIG600	15	623	1.25	2000	5.950	2		m

Fix with:

HDDKIG	-	-	-	-	0.030	20	✓	piece
---------------	---	---	---	---	-------	----	---	-------

Covers with width > 400 mm are delivered with diagonal reinforcements.

HDDKIG

Cover clamp



Number: 2 pieces per metre.

Standard finish	Hot-dip galvanised
Optional finish PE	Duplex system

Reference	↑ mm	↔ mm	↔ mm	↔ mm	kg/piece	⊠	Stock	Unit
HDDKIG	-				0.030	20	✓	piece

The technical information for this product can be found at the end of this chapter.

To order per full packaging.
Included: Bolt HDB6.30.

KLMZWABD

Stand-off bracket for cover KLM/KLZ/KLW



Number: 2 pieces per metre.

Standard finish	Pre-galvanised
Optional finish HD	Hot-dip galvanised
Optional finish PE	Coating

HD	Reference	↑ mm	↔ mm	↔ mm	↔ mm	kg/piece	⊠	Stock	Unit
HD	KLMZWABD	155	40		34	0.187	4		piece

The technical information for this product can be found at the end of this chapter.

To order per full packaging.

KLMB

Horizontal bend for KLM



Radius	600 mm
Standard finish	Pre-galvanised
Optional finish HD	Hot-dip galvanised
Optional finish PE	Coating

HD	Reference	↑ mm	↔ mm	↔ mm	↔ mm	kg/piece	📦	Stock	Unit
HD	KLMB200	125	208		-	6.719	1		piece
HD	KLMB300	125	308		-	7.592	1		piece
HD	KLMB400	125	408		-	8.464	1		piece
HD	KLMB500	125	508		-	9.336	1		piece
HD	KLMB600	125	608		-	10.210	1		piece

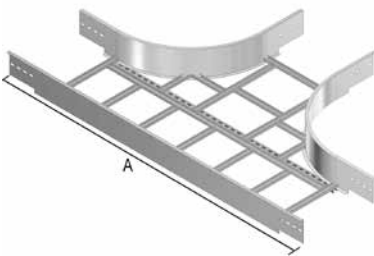
Fix with:

HD	RBK12.20	-	-	M12	20	0.052	100	✓	piece
HD	RM12	-	-	M12	-	0.021	100		piece

Minimum number bolts and nuts : 8 pieces.

KLMT

T-piece for KLM



Radius	600 mm
Standard finish	Pre-galvanised
Optional finish HD	Hot-dip galvanised
Optional finish PE	Coating

W (mm)	200	300	400	500	600
A (mm)	1962	2062	2162	2262	2362

HD	Reference	↑ mm	↔ mm	↔ mm	↔ mm	kg/piece	📦	Stock	Unit
HD	KLMT200	125	208		-	11.506	1		piece
HD	KLMT300	125	308		-	12.433	1		piece
HD	KLMT400	125	408		-	13.363	1		piece
HD	KLMT500	125	508		-	14.288	1		piece
HD	KLMT600	125	608		-	15.215	1		piece

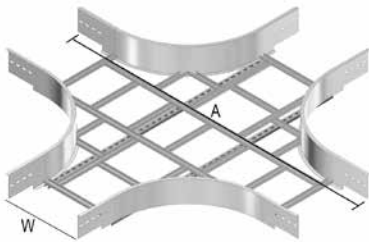
Fix with:

HD	RBK12.20	-	-	M12	20	0.052	100	✓	piece
HD	RM12	-	-	M12	-	0.021	100		piece

Minimum number bolts and nuts : 12 pieces.

KLMX

Cross-over for KLM



Radius	600 mm
Standard finish	Pre-galvanised
Optional finish HD	Hot-dip galvanised
Optional finish PE	Coating

W (mm)	200	300	400	500	600
A (mm)	1962	2062	2162	2262	2362

HD	Reference	↑ mm	↔ mm	↗ mm	↘ mm	kg/piece	⊞	Stock	Unit
HD	KLMX200	125	208		-	13.339	1		piece
HD	KLMX300	125	308		-	16.184	1		piece
HD	KLMX400	125	408		-	17.302	1		piece
HD	KLMX500	125	508		-	18.371	1		piece
HD	KLMX600	125	608		-	19.439	1		piece

Fix with:									
HD	RBK12.20	-	-	M12	20	0.052	100	✓	piece
HD	RM12	-	-	M12	-	0.021	100		piece

Minimum number bolts and nuts: 16 pieces.

KLMVB

External riser for KLM



Radius	600 mm
Standard finish	Pre-galvanised
Optional finish HD	Hot-dip galvanised
Optional finish PE	Coating

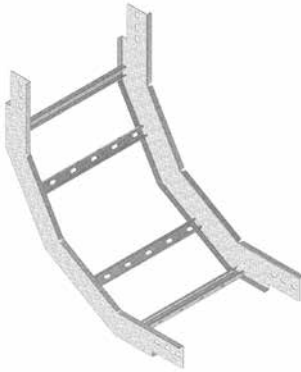
HD	Reference	↑ mm	↔ mm	↗ mm	↘ mm	kg/piece	⊞	Stock	Unit
HD	KLMVB200	125	208		-	4.800	1		piece
HD	KLMVB300	125	308		-	5.130	1		piece
HD	KLMVB400	125	408		-	5.460	1		piece
HD	KLMVB500	125	508		-	5.799	1		piece
HD	KLMVB600	125	608		-	6.120	1		piece

Fix with:									
HD	RBK12.20	-	-	M12	20	0.052	100	✓	piece
HD	RM12	-	-	M12	-	0.021	100		piece

Minimum number bolts and nuts: 8 pieces.

KLMSB

Internal riser for KLM



Radius	600 mm
Standard finish	Pre-galvanised
Optional finish HD	Hot-dip galvanised
Optional finish PE	Coating

HD	Reference	↑ mm	↔ mm	↔ mm	↔ mm	kg/piece	📦	Stock	Unit
HD	KLMSB200	125	208		-	5.320	1		piece
HD	KLMSB300	125	308		-	5.650	1		piece
HD	KLMSB400	125	408		-	5.980	1		piece
HD	KLMSB500	125	508		-	6.310	1		piece
HD	KLMSB600	125	608		-	6.640	1		piece

Fix with:

HD	RBK12.20	-	-	M12	20	0.052	100	✓	piece
HD	RM12	-	-	M12	-	0.021	100		piece

Minimum number bolts and nuts : 8 pieces.

KLMVSB

Flexible (rising / low) bend for KLM



Standard finish	Pre-galvanised
Optional finish HD	Hot-dip galvanised
Optional finish PE	Coating

HD	Reference	↑ mm	↔ mm	↔ mm	↔ mm	kg/piece	📦	Stock	Unit
HD	KLMVSB200	125	218		1135	9.300	1		piece
HD	KLMVSB300	125	318		1135	9.620	1		piece
HD	KLMVSB400	125	418		1135	9.940	1		piece
HD	KLMVSB500	125	518		1135	10.260	1		piece
HD	KLMVSB600	125	618		1135	10.580	1		piece

Fix with:

HD	RBK12.20	-	-	M12	20	0.052	100	✓	piece
HD	RM12	-	-	M12	-	0.021	100		piece

Minimum number bolts and nuts : 8 pieces.

KLMAH

Horizontal branch hook for KLM



Standard finish	Pre-galvanised
Optional finish HD	Hot-dip galvanised
Optional finish PE	Coating

HD	Reference	↑ mm	↔ mm	↔ mm	↔ mm	kg/piece	📦	Stock	Unit
HD	KLMAH	96	169		125	0.420	2		piece

Fix with:

HD	RBK12.20	-	-	M12	20	0.052	100	✓	piece
HD	RM12	-	-	M12	-	0.021	100		piece

To order per full packaging.
Minimum number bolts and nuts: 4 pieces.

KLMAHV

Vertikal branch hook for KLM



Standard finish	Pre-galvanised
Optional finish HD	Hot-dip galvanised
Optional finish PE	Coating

HD	Reference	↑ mm	↔ mm	↔ mm	↔ mm	kg/piece	⊞	Stock	Unit
HD	KLMAHV	96	27		265	0.420	2		piece
Fix with:									
HD	RBK12.20	-	-	M12	20	0.052	100	✓	piece
HD	RM12	-	-	M12	-	0.021	100		piece

To order per full packaging.
Minimum number bolts and nuts: 3 pieces.

KLMDSH

Horizontal hinged joiner for KLM



Slides in the C-opening of the sidewalls
Premounted


Standard finish	Pre-galvanised
Optional finish HD	Hot-dip galvanised
Optional finish PE	Coating

HD	Reference	↑ mm	↔ mm	↔ mm	↔ mm	kg/piece	⊞	Stock	Unit
HD	KLMDSH	96	25		330	0.686	2		piece
Fix with:									
HD	RBK12.20	-	-	M12	20	0.052	100	✓	piece
HD	RM12	-	-	M12	-	0.021	100		piece

To order per full packaging.
Minimum number bolts and nuts: 4 pieces.

KLMDSV

Vertical hinged joiner for KLM



Standard finish	Pre-galvanised
Optional finish HD	Hot-dip galvanised
Optional finish PE	Coating

HD	Reference	↑ mm	↔ mm	↔ mm	↔ mm	kg/piece	⊞	Stock	Unit
HD	KLMDSV	96	20		434	0.820	2		piece
Fix with:									
HD	RBK12.20	-	-	M12	20	0.052	100	✓	piece
HD	RM12	-	-	M12	-	0.021	100		piece


To order per full packaging.
Minimum number bolts and nuts: 4 pieces.

KLMVST**Floor Support for KLM**

Standard finish	Pre-galvanised
Optional finish HD	Hot-dip galvanised
Optional finish PE	Coating

HD	Reference	↑ mm	↔ mm	↗ mm	↘ mm	kg/piece	📦	Stock	Unit
HD	KLMVST	96	114		150	0.410	2		piece
Fix with:									
HD	RBK12.20	-	-	M12	20	0.052	100	✓	piece
HD	RM12	-	-	M12	-	0.021	100		piece

To order per full packaging.
Minimum number bolts and nuts: 2 pieces.

KLMVS**Reducing plate for KLM**

Max. reduction of 300mm	
Standard finish	Pre-galvanised
Optional finish HD	Hot-dip galvanised
Optional finish PE	Coating

HD	Reference	↑ mm	↔ mm	↗ mm	↘ mm	kg/piece	📦	Stock	Unit
HD	KLMVS	95	20		500	1.260	1		piece
Fix with:									
HD	RBK12.20	-	-	M12	20	0.052	100	✓	piece
HD	RM12	-	-	M12	-	0.021	100		piece

Minimum number bolts and nuts: 4 pieces.

KLMZWAB**Stand-off bracket for KLM/KLZ/KLW**

Used for vertical mounting of the cable ladder.	
Standard finish	Electro zinc-plated
Optional finish HD	Hot-dip galvanised
Optional finish PE	Coating

HD	Reference	↑ mm	↔ mm	↗ mm	↘ mm	kg/piece	📦	Stock	Unit
HD	KLMZWAB	170	50		61	0.304	4		piece
Fix with:									
HD	RBK12.20	-	-	M12	20	0.052	100	✓	piece
HD	RM12	-	-	M12	-	0.021	100		piece

To order per full packaging.
Minimum number bolts and nuts: 1 pieces.

KLMZWBK
Bracket clamp



For fixing cable ladder to a wall bracket.
2 pieces per bracket.

Standard finish	Pre-galvanised
Optional finish HD	Hot-dip galvanised
Optional finish PE	Coating

HD	Reference	↑ mm	↔ mm	↔ mm	↔ mm	kg/piece	⊞	Stock	Unit
HD	KLMZWBK25	20	25		-	0.051	20	✓	piece
HD	KLMZWBK40	20	40		-	0.125	20	✓	piece

The technical information for this product can be found at the end of this chapter.

To order per full packaging.

KLMZWBK25: Bolt B6.20 and nuts RM6 included.

KLMZWBK40: Bolt B8.20 and nuts GM41M8 included.

DOPKLM
End cap for KLM




Color	Yellow
Standard finish	Polyvinyl chloride

HD	Reference	↑ mm	↔ mm	↔ mm	↔ mm	kg/piece	⊞	Stock	Unit
-	DOPKLM	125			-	0.034	12		piece

To order per full packaging.

KLMKP
Joiner for KLM



Standard finish	Pre-galvanised
Optional finish HD	Hot-dip galvanised
Optional finish PE	Coating

HD	Reference	↑ mm	↔ mm	↔ mm	↔ mm	kg/piece	⊞	Stock	Unit
HD	KLMKP	97	25		600	1.260	6		piece

Fix with:

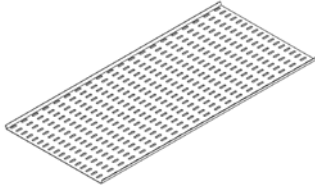
HD	RBK12.20	-	-	M12	20	0.052	100	✓	piece
HD	RM12	-	-	M12	-	0.021	100		piece

To order per full packaging.

Minimum number bolts and nuts : 4 pieces.

BP

Floor plate



Standard finish

Pre-galvanised

Optional finish HD

Hot-dip galvanised

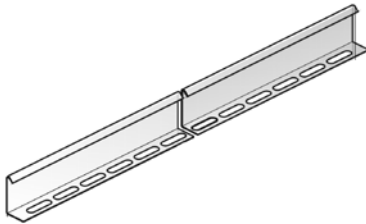
Optional finish PE

Coating

HD	Reference	↑ mm	↔ mm	↔ mm	↔ mm	kg/m	📦	Stock	Unit
HD	BP200	25	141		3000	1.560	3		m
HD	BP300	25	241		3000	2.400	3		m
HD	BP400	25	341		3000	3.230	3		m
HD	BP500	25	441		3000	4.030	3		m
HD	BP600	25	541		3000	4.860	3		m
Fix with:									
	HDBKID25	-	-	-	-	0.030	20	✓	piece

SLOS

Partition



Standard finish

Pre-galvanised

Optional finish HD

Hot-dip galvanised

Optional finish PE


Coating

HD	Reference	↑ mm	↔ mm	↔ mm	↔ mm	kg/m	📦	Stock	Unit
HD	SLOS85	85			3000	0.680	60	✓	m
Fix with:									
HD	GM41M6	-	-	M6	-	0.026	50	✓	piece
HD	RB6.20	-	-	M6	20	0.006	100		piece

Fixing set: 1 per meter.


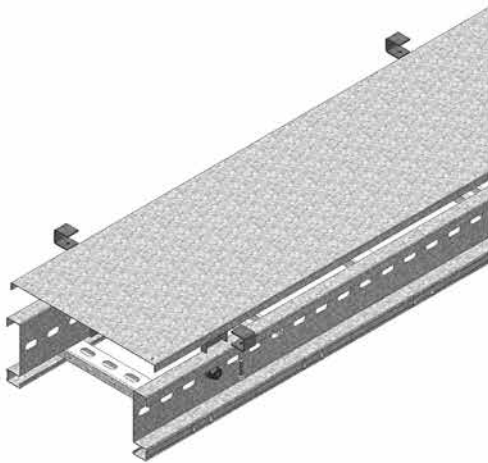

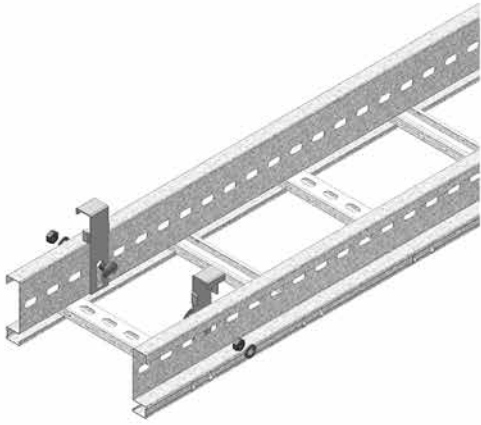
HDDKIG

Technical information



KLMZWABD



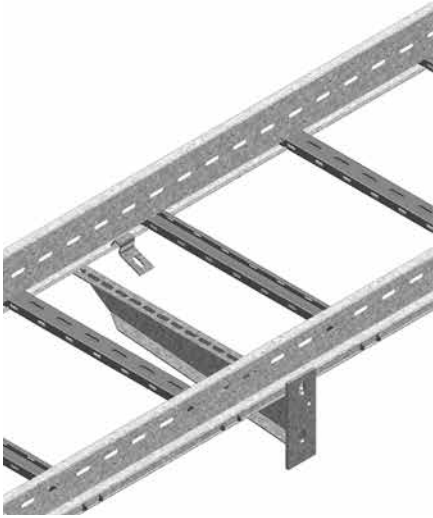
Technical information



4


KLMZWBK

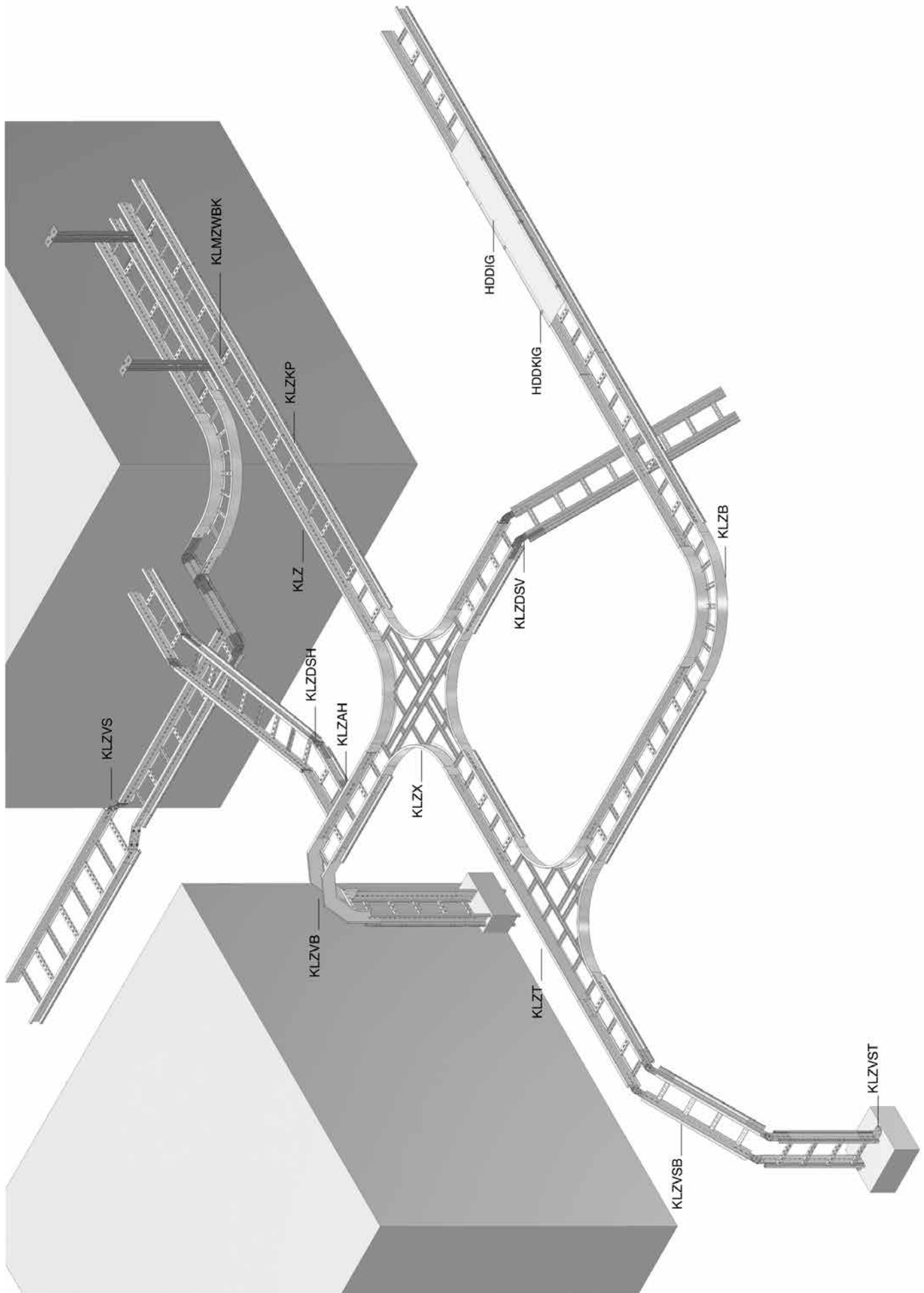
Technical information



CABLE LADDERS

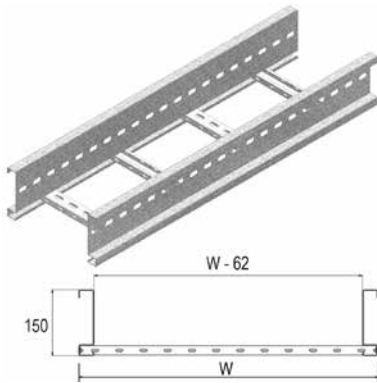
KLZ





KLZ

Cable ladder HEAVY



Cable ladder for large support distances up to 8 metres
Perforated C rungs

Usable inner height	127 mm
Rung distance	250 mm (to order : 100 mm - 300 mm, increments of 50 mm)
To order	length 3000 mm or 9000 mm
To order	width 700 - 1200 mm (increments of 100 mm)
Standard finish	Pre-galvanised
Optional finish HD	Hot-dip galvanised
Optional finish PE	Coating

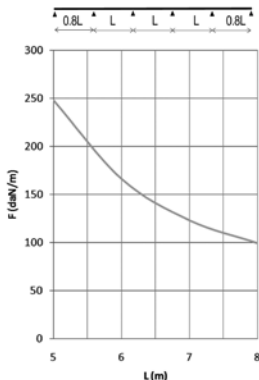
HD	Reference	↑ mm	↔ mm	↔ mm	↔ mm	kg/m	⊠	Stock	Unit
HD	KLZ200	150	218	2.00	6000	7.520	48		m
HD	KLZ300	150	318	2.00	6000	7.840	48		m
HD	KLZ400	150	418	2.00	6000	8.160	48		m
HD	KLZ500	150	518	2.00	6000	8.480	48		m
HD	KLZ600	150	618	2.00	6000	8.810	48		m
HD	KLZ800	150	818	2.00	6000	9.950	48		m
HD	KLZ1000	150	1018	2.00	6000	10.140	48		m

Fix with:									
HD	KLZKP	121	25	-	600	1.490	6		piece
HD	RBK12.20	-	-	M12	20	0.052	100	✓	piece
HD	RM12	-	-	M12	-	0.021	100		piece

LOAD DIAGRAM

This diagram illustrates the permissible uniformly distributed loads applied to multiple supports. They comply with IEC 61537 with connection in the centre of the span and the end span = 0,8x the span.

F = max. admissible load (daN/m)
L = support distance (m)
Max. deflection (m) = L/200



CHARACTERISTICS


- strong
- useable inner height 127 mm, ideal for large diameter cables
- no further coupling holes are required if the cable ladder is cut
- no joiners are required to attach accessories such as bends, tees etc.
- rungs are perforated to enable efficient attachment of cables
- partition (SLOS110) can be fixed to the cable ladder with a sliding nut (GM41M6) and pan head bolt (RB6.20).

TECHNICAL INFORMATION

- Side walls are constructed from S profile with a return flange and are continuously perforated
- C-profile rungs are fixed at 250 mm intervals.
- rungs are mechanically attached to the side wall of the cable ladder.
- rungs are alternately placed with openings upwards and downwards.

HDDIG

Industrial cover



Standard finish	Hot-dip galvanised
Optional finish PE	Duplex system

Reference	↑ mm	↔ mm	↗ mm	↘ mm	kg/m	⊞	Stock	Unit
HDDIG200	15	223	1.00	2000	1.850	2		m
HDDIG300	15	323	1.00	2000	2.650	2		m
HDDIG400	15	423	1.25	2000	4.100	2		m
HDDIG500	15	523	1.25	2000	5.050	2		m
HDDIG600	15	623	1.25	2000	5.950	2		m

Fix with:

HDDKIG	-	-	-	-	0.030	20	✓	piece
---------------	---	---	---	---	-------	----	---	-------

Covers with width > 400 mm are delivered with diagonal reinforcements.

HDDKIG

Cover clamp



Number: 2 pieces per metre.

Standard finish	Hot-dip galvanised
Optional finish PE	Duplex system

Reference	↑ mm	↔ mm	↗ mm	↘ mm	kg/piece	⊞	Stock	Unit
HDDKIG	-	-	-	-	0.030	20	✓	piece

To order per full packaging.
Included: Bolt HDB6.30.

KLMZWABD

Stand-off bracket for cover KLM/KLZ/KLW



Number: 2 pieces per metre.

Standard finish	Pre-galvanised
Optional finish HD	Hot-dip galvanised
Optional finish PE	Coating

HD	Reference	↑ mm	↔ mm	↗ mm	↘ mm	kg/piece	⊞	Stock	Unit
HD	KLMZWABD	155	40		34	0.187	4		piece

Fix with:

HD	RBK12.20	-	-	M12	20	0.052	100	✓	piece
HD	RM12	-	-	M12	-	0.021	100		piece

The technical information for this product can be found at the end of this chapter.

To order per full packaging.

KLZB

Horizontal bend for KLZ



Radius	600 mm
Standard finish	Pre-galvanised
Optional finish HD	Hot-dip galvanised
Optional finish PE	Coating

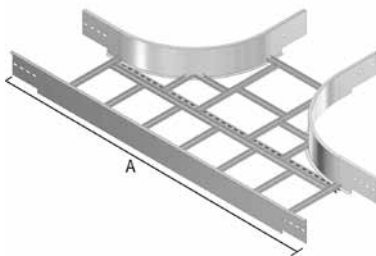
HD	Reference	↑ mm	↔ mm	↔ mm	↔ mm	kg/piece	📦	Stock	Unit
HD	KLZB200	150	208		-	7.705	1		piece
HD	KLZB300	150	308		-	8.620	1		piece
HD	KLZB400	150	408		-	9.543	1		piece
HD	KLZB500	150	508		-	10.461	1		piece
HD	KLZB600	150	608		-	11.381	1		piece

Fix with:									
HD	RBK12.20	-	-	M12	20	0.052	100	✓	piece
HD	RM12	-	-	M12	-	0.021	100		piece

Minimum number bolts and nuts : 8 pieces.

KLZT

T-piece for KLZ



Radius	600 mm
Standard finish	Pre-galvanised
Optional finish HD	Hot-dip galvanised
Optional finish PE	Coating

	W (mm)	200	300	400	500	600
A (mm)		1962	2062	2162	2262	2362

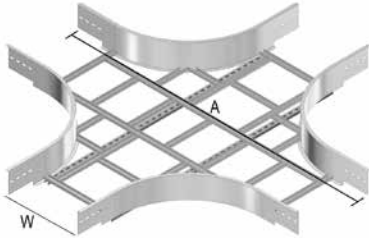
HD	Reference	↑ mm	↔ mm	↔ mm	↔ mm	kg/piece	📦	Stock	Unit
HD	KLZT200	150	208		-	13.017	1		piece
HD	KLZT300	150	308		-	13.974	1		piece
HD	KLZT400	150	408		-	14.931	1		piece
HD	KLZT500	150	508		-	15.888	1		piece
HD	KLZT600	150	608		-	16.843	1		piece

Fix with:									
HD	RBK12.20	-	-	M12	20	0.052	100	✓	piece
HD	RM12	-	-	M12	-	0.021	100		piece

Minimum number bolts and nuts : 12 pieces.

KLZX

Cross-over for KLZ



Radius	600 mm
Standard finish	Pre-galvanised
Optional finish HD	Hot-dip galvanised
Optional finish PE	Coating

W (mm)	200	300	400	500	600
A (mm)	1962	2062	2162	2262	2362

HD	Reference	mm	mm	mm	mm	kg/piece		Stock	Unit
HD	KLZX200	150	208		-	15.159	1		piece
HD	KLZX300	150	308		-	18.004	1		piece
HD	KLZX400	150	408		-	19.122	1		piece
HD	KLZX500	150	508		-	20.191	1		piece
HD	KLZX600	150	608		-	21.259	1		piece

Fix with:									
HD	RBK12.20	-	-	M12	20	0.052	100	✓	piece
HD	RM12	-	-	M12	-	0.021	100		piece

Minimum number bolts and nuts : 16 pieces.

KLZVB

External riser for KLZ



Radius	600 mm
Standard finish	Pre-galvanised
Optional finish HD	Hot-dip galvanised
Optional finish PE	Coating

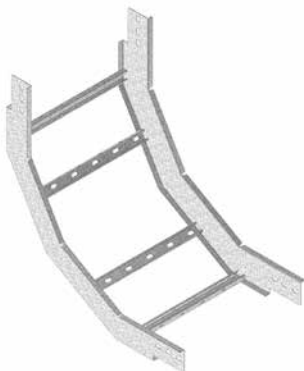
HD	Reference	mm	mm	mm	mm	kg/piece		Stock	Unit
HD	KLZVB200	150	208		-	5.330	1		piece
HD	KLZVB300	150	308		-	5.990	1		piece
HD	KLZVB400	150	408		-	6.320	1		piece
HD	KLZVB500	150	508		-	6.650	1		piece
HD	KLZVB600	150	608		-	6.980	1		piece

Fix with:									
HD	RBK12.20	-	-	M12	20	0.052	100	✓	piece
HD	RM12	-	-	M12	-	0.021	100		piece

Minimum number bolts and nuts : 8 pieces.

KLZSB

Internal riser for KLZ



Radius	600 mm
Standard finish	Pre-galvanised
Optional finish HD	Hot-dip galvanised
Optional finish PE	Coating

HD	Reference	↑ mm	↔ mm	↔ mm	↔ mm	kg/piece	📦	Stock	Unit
HD	KLZSB200	150	208		-	6.180	1		piece
HD	KLZSB300	150	308		-	6.510	1		piece
HD	KLZSB400	150	408		-	6.840	1		piece
HD	KLZSB500	150	508		-	7.170	1		piece
HD	KLZSB600	150	608		-	7.500	1		piece

Fix with:

HD	RBK12.20	-	-	M12	20	0.052	100	✓	piece
HD	RM12	-	-	M12	-	0.021	100		piece

Minimum number bolts and nuts : 8 pieces.

KLZVSB

Flexible (rising / low) bend for KLZ



Standard finish	Pre-galvanised
Optional finish HD	Hot-dip galvanised
Optional finish PE	Coating

HD	Reference	↑ mm	↔ mm	↔ mm	↔ mm	kg/piece	📦	Stock	Unit
HD	KLZVSB200	150	218		1135	13.680	1		piece
HD	KLZVSB300	150	318		1135	14.000	1		piece
HD	KLZVSB400	150	418		1135	14.320	1		piece
HD	KLZVSB500	150	518		1135	14.640	1		piece
HD	KLZVSB600	150	618		1135	14.964	1		piece


Fix with:

HD	RBK12.20	-	-	M12	20	0.052	100	✓	piece
HD	RM12	-	-	M12	-	0.021	100		piece

Minimum number bolts and nuts : 8 pieces.

KLZAH

Horizontal branch hook KLZ



Standard finish	Pre-galvanised
Optional finish HD	Hot-dip galvanised
Optional finish PE	Coating

HD	Reference	↑ mm	↔ mm	↔ mm	↔ mm	kg/piece	📦	Stock	Unit
HD	KLZAH	120	169		150	0.830	2		piece

Fix with:

HD	RBK12.20	-	-	M12	20	0.052	100	✓	piece
HD	RM12	-	-	M12	-	0.021	100		piece

To order per full packaging.
Minimum number bolts and nuts: 4 pieces.

KLZAHV

Vertikal branch hook for KLZ



Slides in the C-opening of the sidewalls .

Standard finish	Pre-galvanised
Optional finish HD	Hot-dip galvanised
Optional finish PE	Coating

HD	Reference	↑ mm	↔ mm	↔ mm	↔ mm	kg/piece	⊞	Stock	Unit
HD	KLZAHV	120	27		290	0.830	2		piece
Fix with:									
HD	RBK12.20	-	-	M12	20	0.052	100	✓	piece
HD	RM12	-	-	M12	-	0.021	100		piece

To order per full packaging.
Minimum number bolts and nuts: 3 pieces.

KLZDSH

Horizontal hinged joiner for KLZ



Slides in the C-opening of the sidewalls
Premounted


Standard finish	Pre-galvanised
Optional finish HD	Hot-dip galvanised
Optional finish PE	Coating

HD	Reference	↑ mm	↔ mm	↔ mm	↔ mm	kg/piece	⊞	Stock	Unit
HD	KLZDSH	120	25		330	0.800	2		piece
Fix with:									
HD	RBK12.20	-	-	M12	20	0.052	100	✓	piece
HD	RM12	-	-	M12	-	0.021	100		piece

To order per full packaging.
Minimum number bolts and nuts: 4 pieces.

KLZDSV

Vertical hinged joiner for KLZ



Premounted with B12.20.

Standard finish	Pre-galvanised
Optional finish HD	Hot-dip galvanised
Optional finish PE	Coating

HD	Reference	↑ mm	↔ mm	↔ mm	↔ mm	kg/piece	⊞	Stock	Unit
HD	KLZDSV	120	20		434	1.540	2		piece
Fix with:									
HD	RBK12.20	-	-	M12	20	0.052	100	✓	piece
HD	RM12	-	-	M12	-	0.021	100		piece

To order per full packaging.
Minimum number bolts and nuts: 4 pieces.

KLZVST**Floor Support for KLZ**

Standard finish

Pre-galvanised

Optional finish HD


Hot-dip galvanised

Optional finish PE

Coating

HD	Reference	↑ mm	↔ mm	↗ mm	↘ mm	kg/piece	📦	Stock	Unit
HD	KLZVST	120	125		150	0.770	2		piece
Fix with:									
HD	RBK12.20	-	-	M12	20	0.052	100	✓	piece
HD	RM12	-	-	M12	-	0.021	100		piece

To order per full packaging.
Minimum number bolts and nuts : 2 pieces.

KLZVS**Reducing plate for KLZ**

Max. reduction of 300mm

Standard finish

Pre-galvanised

Optional finish HD

Hot-dip galvanised

Optional finish PE

Coating

HD	Reference	↑ mm	↔ mm	↗ mm	↘ mm	kg/piece	📦	Stock	Unit
HD	KLZVS	120	20		500	1.520	1		piece
Fix with:									
HD	RBK12.20	-	-	M12	20	0.052	100	✓	piece
HD	RM12	-	-	M12	-	0.021	100		piece

Minimum number bolts and nuts : 4 pieces.

KLMZWAB**Stand-off bracket**

Used for vertical mounting of the cable ladder.

Standard finish

Electro zinc-plated

Optional finish HD

Hot-dip galvanised

Optional finish PE

Coating

HD	Reference	↑ mm	↔ mm	↗ mm	↘ mm	kg/piece	📦	Stock	Unit
HD	KLMZWAB	170	50		61	0.304	4		piece
Fix with:									
HD	RBK12.20	-	-	M12	20	0.052	100	✓	piece
HD	RM12	-	-	M12	-	0.021	100		piece

To order per full packaging.
Minimum number bolts and nuts: 1 pieces.

KLMZWBK
Bracket clamp



For fixing cable ladder to a wall bracket.
2 pieces per bracket.

Standard finish	Pre-galvanised
Optional finish HD	Hot-dip galvanised
Optional finish PE	Coating

HD	Reference	↑ mm	↔ mm	↔ mm	↔ mm	kg/piece	⊞	Stock	Unit
HD	KLMZWBK25	20	25		-	0.051	20	✓	piece
HD	KLMZWBK40	20	40		-	0.125	20	✓	piece

The technical information for this product can be found at the end of this chapter.

To order per full packaging.

KLMZWBK25: Bolt B6.20 and nuts RM6 included.

KLMZWBK40: Bolt B8.20 and nuts GM41M8 included.

DOPKLZ
End cap for KLZ




Color	Yellow
Standard finish	Polyvinyl chloride

HD	Reference	↑ mm	↔ mm	↔ mm	↔ mm	kg/piece	⊞	Stock	Unit
-	DOPKLZ	150			-	0.038	12		piece

To order per full packaging.

KLZKP
Joiner for KLZ



Slides in the C-opening of the sidewalls

Standard finish	Pre-galvanised
Optional finish HD	Hot-dip galvanised
Optional finish PE	Coating

HD	Reference	↑ mm	↔ mm	↔ mm	↔ mm	kg/piece	⊞	Stock	Unit
HD	KLZKP	121	25		600	1.490	6		piece

Fix with:

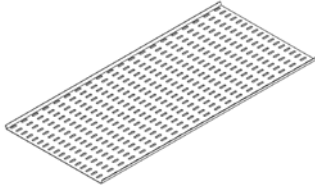
HD	RBK12.20	-	-	M12	20	0.052	100	✓	piece
HD	RM12	-	-	M12	-	0.021	100		piece

To order per full packaging.

Minimum number bolts and nuts : 4 pieces.

BP

Floor plate



Standard finish

Pre-galvanised

Optional finish HD

Hot-dip galvanised

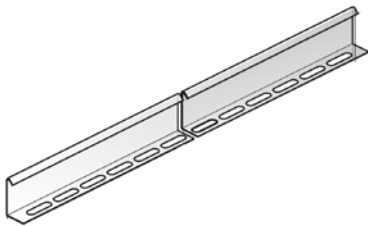
Optional finish PE

Coating

HD	Reference	↑ mm	↔ mm	↔ mm	↔ mm	kg/m	⊞	Stock	Unit
HD	BP200	25	141		3000	1.560	3		m
HD	BP300	25	241		3000	2.400	3		m
HD	BP400	25	341		3000	3.230	3		m
HD	BP500	25	441		3000	4.030	3		m
HD	BP600	25	541		3000	4.860	3		m
Fix with:									
	HDBKID25	-	-	-	-	0.030	20	✓	piece

SLOS

Partition



Standard finish

Pre-galvanised

Optional finish HD

Hot-dip galvanised

Optional finish PE


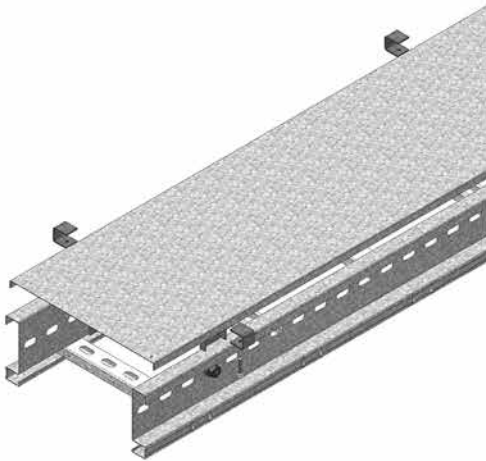

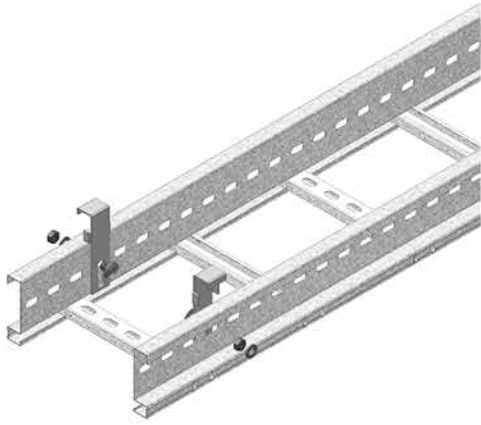
Coating



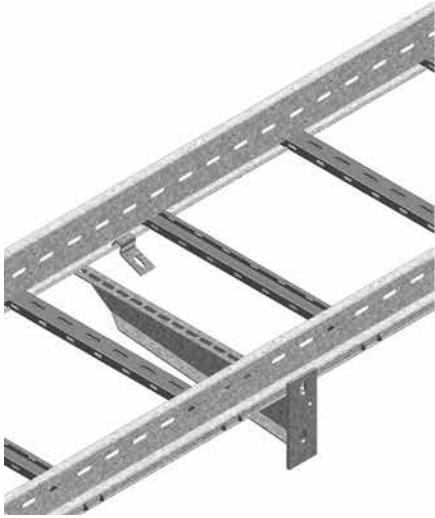
HD	Reference	↑ mm	↔ mm	↔ mm	↔ mm	kg/m	⊞	Stock	Unit
HD	SLOS110	110			3000	0.820	30	✓	m
Fix with:									
HD	GM41M6	-	-	M6	-	0.026	50	✓	piece
HD	RB6.20	-	-	M6	20	0.006	100		piece

Fixing set: 1 per meter.

KLMZWABD


Technical information

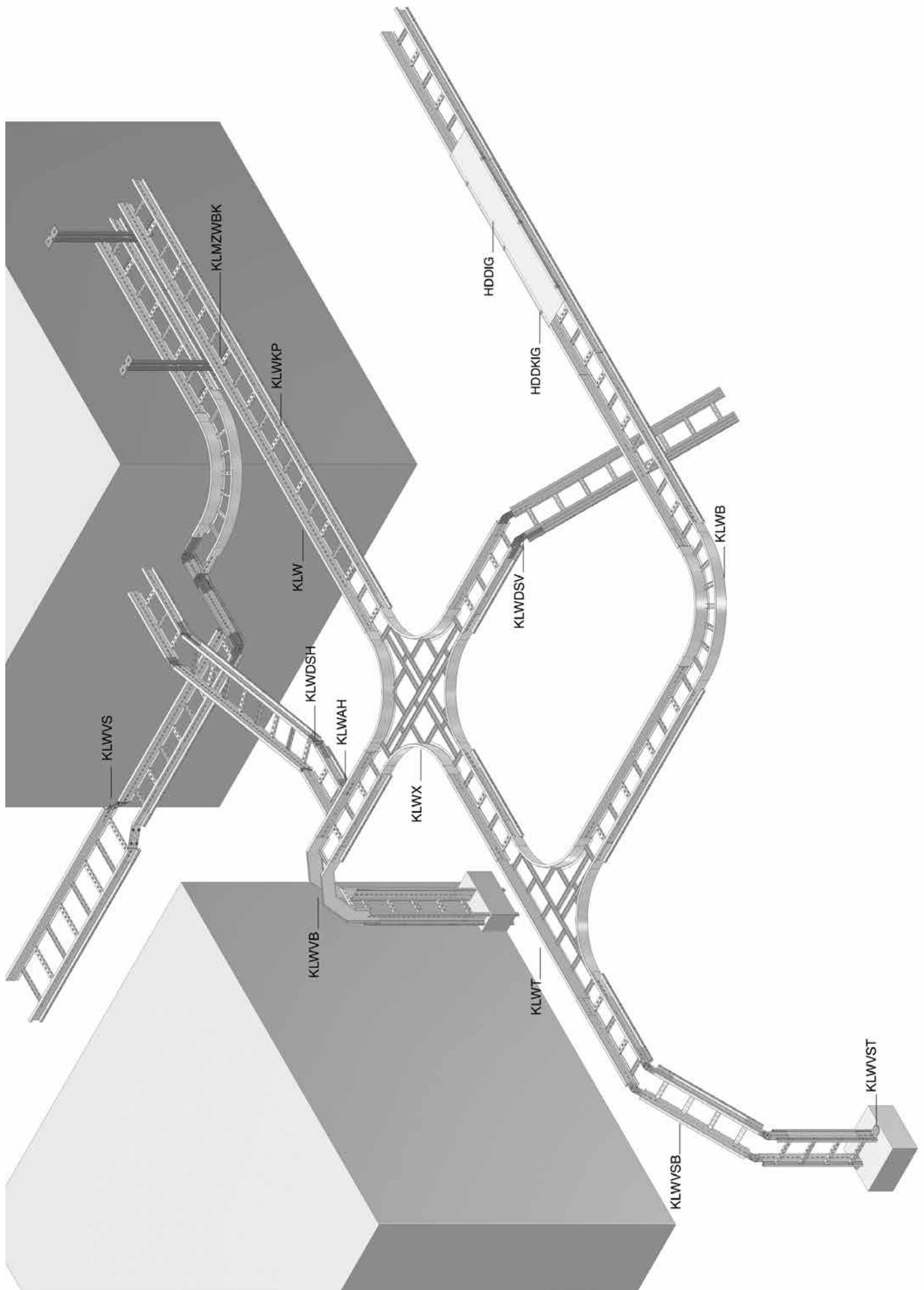


KLMZWBK**Technical information**

CABLE LADDERS

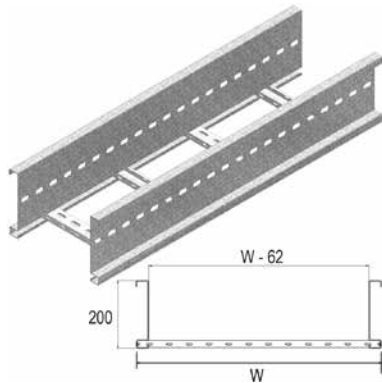
KLW





KLW

Cable ladder WIDE SPAN



Cable ladder for large support distances up to 9 metres
Perforated C rungs

Usable inner height	177 mm
Rung distance	250 mm (to order : 100 mm - 300 mm, increments of 50 mm)
To order	length 3000 mm or 9000 mm
To order	width 700 - 1200 mm (increments of 100 mm)
Standard finish	Pre-galvanised
Optional finish HD	Hot-dip galvanised
Optional finish PE	Coating

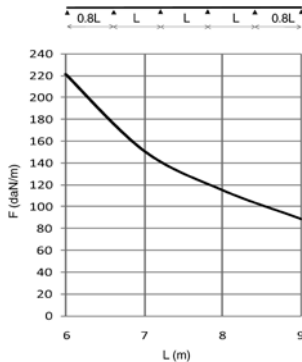
HD	Reference	↑ mm	↔ mm	↔ mm	↔ mm	kg/m	⊠	Stock	Unit
HD	KLW200	200	218	2.00	6000	10.020	36		m
HD	KLW300	200	318	2.00	6000	10.340	36		m
HD	KLW400	200	418	2.00	6000	10.660	36		m
HD	KLW500	200	518	2.00	6000	10.980	36		m
HD	KLW600	200	618	2.00	6000	11.310	36		m
HD	KLW800	200	818	2.00	6000	12.000	36		m
HD	KLW1000	200	1018	2.00	6000	12.640	36		m

Fix with:

HD	KLWKP	170	25	-	900	4.332	6		piece
HD	RBK12.20	-	-	M12	20	0.052	100	✓	piece
HD	RM12	-	-	M12	-	0.021	100		piece

LOAD DIAGRAM

Graph valid for KLW. This diagram illustrates the permissible uniformly distributed loads applied to multiple supports. They comply with IEC 61537



F = max. admissible load (daN/m)
L = support distance (m)
Max. deflection (m) = L/200

CHARACTERISTICS


- strong
- useable inner height 177 mm, ideal for large diameter cables
- no further coupling holes are required if the cable ladder is cut
- no joiners are required to attach accessories such as bends, tees etc.
- rungs are perforated to enable efficient attachment of cables
- partition (SLOS110) can be fixed to the cable ladder with a sliding nut (GM41M6) and pan head bolt (RB6.20).

TECHNICAL INFORMATION

- Side walls are constructed from S profile with a return flange and are continuously perforated
- C-profile rungs are fixed at 250 mm intervals.
- rungs are mechanically attached to the side wall of the cable ladder.
- rungs are alternately placed with openings upwards and downwards.

HDDIG

Industrial cover



Standard finish	Hot-dip galvanised
Optional finish PE	Duplex system

Reference	↑ mm	↔ mm	↔ mm	↔ mm	kg/m	📦	Stock	Unit
HDDIG200	15	223	1.00	2000	1.850	2		m
HDDIG300	15	323	1.00	2000	2.650	2		m
HDDIG400	15	423	1.25	2000	4.100	2		m
HDDIG500	15	523	1.25	2000	5.050	2		m
HDDIG600	15	623	1.25	2000	5.950	2		m

Fix with:

HDDKIG	-	-	-	-	0.030	20	✓	piece
--------	---	---	---	---	-------	----	---	-------

Covers with width > 400 mm are delivered with diagonal reinforcements.

HDDKIG

Cover clamp



Number: 2 pieces per metre.

Standard finish	Hot-dip galvanised
Optional finish PE	Duplex system

Reference	↑ mm	↔ mm	↔ mm	↔ mm	kg/piece	📦	Stock	Unit
HDDKIG	-				0.030	20	✓	piece

To order per full packaging.
Included: Bolt HDB6.30.

KLMZWABD

Distance bracket for cover



Number: 2 pieces per metre.

Standard finish	Pre-galvanised
Optional finish HD	Hot-dip galvanised
Optional finish PE	Coating

HD	Reference	↑ mm	↔ mm	↔ mm	↔ mm	kg/piece	📦	Stock	Unit
HD	KLMZWABD	155	40		34	0.187	4		piece

Fix with:

HD	RBK12.20	-	-	M12	20	0.052	100	✓	piece
HD	RM12	-	-	M12	-	0.021	100		piece

The technical information for this product can be found at the end of this chapter.

To order per full packaging.

KLWB

Horizontal bend for KLW



Radius	600 mm
Standard finish	Pre-galvanised
Optional finish HD	Hot-dip galvanised
Optional finish PE	Coating

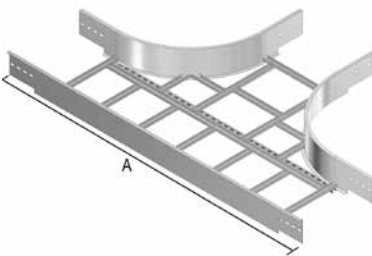
HD	Reference	↑ mm	↔ mm	↔ mm	↔ mm	kg/piece	⊞	Stock	Unit
HD	KLWB200	200	208		-	9.675	1		piece
HD	KLWB300	200	308		-	10.687	1		piece
HD	KLWB400	200	408		-	11.698	1		piece
HD	KLWB500	200	508		-	12.709	1		piece
HD	KLWB600	200	608		-	13.721	1		piece

Fix with:									
HD	RBK12.20	-	-	M12	20	0.052	100	✓	piece
HD	RM12	-	-	M12	-	0.021	100		piece

Minimum number bolts and nuts : 8 pieces.

KLWT

T-piece for KLW



Radius	600 mm
Standard finish	Pre-galvanised
Optional finish HD	Hot-dip galvanised
Optional finish PE	Coating

	200	300	400	500	600
W (mm)	200	300	400	500	600
A (mm)	1962	2062	2162	2262	2362

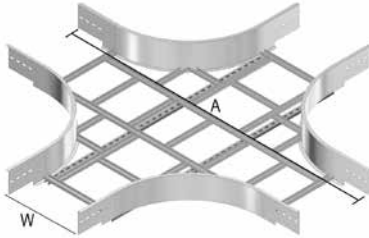
HD	Reference	↑ mm	↔ mm	↔ mm	↔ mm	kg/piece	⊞	Stock	Unit
HD	KLWT200	200	208		-	15.996	1		piece
HD	KLWT300	200	308		-	17.012	1		piece
HD	KLWT400	200	408		-	18.029	1		piece
HD	KLWT500	200	508		-	19.045	1		piece
HD	KLWT600	200	608		-	20.059	1		piece

Fix with:									
HD	RBK12.20	-	-	M12	20	0.052	100	✓	piece
HD	RM12	-	-	M12	-	0.021	100		piece

Minimum number bolts and nuts : 12 pieces.

KLWX

Cross-over for KLW



Radius	600 mm				
Standard finish	Pre-galvanised				
Optional finish HD	Hot-dip galvanised				
Optional finish PE	Coating				

W (mm)	200	300	400	500	600
A (mm)	1962	2062	2162	2262	2362

HD	Reference	↑ mm	↔ mm	↔ mm	↔ mm	kg/piece	📦	Stock	Unit
HD	KLWX200	200	208		-	18.791	1		piece
HD	KLWX300	200	308		-	21.636	1		piece
HD	KLWX400	200	408		-	22.754	1		piece
HD	KLWX500	200	508		-	23.823	1		piece
HD	KLWX600	200	608		-	24.891	1		piece

Fix with:

HD	RBK12.20	-	-	M12	20	0.052	100	✓	piece
HD	RM12	-	-	M12	-	0.021	100		piece

Minimum number bolts and nuts : 16 pieces.

KLWVB

External riser for KLW



Radius	600 mm				
Standard finish	Pre-galvanised				
Optional finish HD	Hot-dip galvanised				
Optional finish PE	Coating				

HD	Reference	↑ mm	↔ mm	↔ mm	↔ mm	kg/piece	📦	Stock	Unit
HD	KLWVB200	200	208		-	7.480	1		piece
HD	KLWVB300	200	308		-	7.810	1		piece
HD	KLWVB400	200	408		-	8.140	1		piece
HD	KLWVB500	200	508		-	8.470	1		piece
HD	KLWVB600	200	608		-	8.800	1		piece

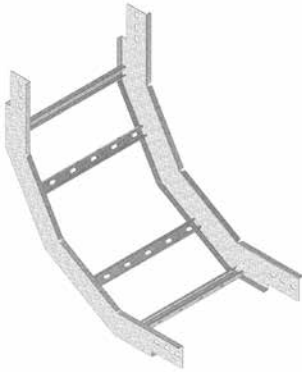
Fix with:

HD	RBK12.20	-	-	M12	20	0.052	100	✓	piece
HD	RM12	-	-	M12	-	0.021	100		piece

Minimum number bolts and nuts : 8 pieces.

KLWSB

Internal riser for KLW



Radius	600 mm
Standard finish	Pre-galvanised
Optional finish HD	Hot-dip galvanised
Optional finish PE	Coating

HD	Reference	↑ mm	↔ mm	↔ mm	↔ mm	kg/piece	⊞	Stock	Unit
HD	KLWSB200	200	208		-	8.000	1		piece
HD	KLWSB300	200	308		-	8.330	1		piece
HD	KLWSB400	200	408		-	8.660	1		piece
HD	KLWSB500	200	508		-	8.990	1		piece
HD	KLWSB600	200	608		-	9.320	1		piece

Fix with:									
HD	RBK12.20	-	-	M12	20	0.052	100	✓	piece
HD	RM12	-	-	M12	-	0.021	100		piece

Minimum number bolts and nuts : 8 pieces.

KLWVSB

Flexible (rising / low) bend for KLW



Standard finish	Pre-galvanised
Optional finish HD	Hot-dip galvanised
Optional finish PE	Coating

HD	Reference	↑ mm	↔ mm	↔ mm	↔ mm	kg/piece	⊞	Stock	Unit
HD	KLWVSB200	200	218		1175	19.060	1		piece
HD	KLWVSB300	200	318		1175	19.380	1		piece
HD	KLWVSB400	200	418		1175	19.700	1		piece
HD	KLWVSB500	200	518		1175	20.020	1		piece
HD	KLWVSB600	200	618		1175	20.350	1		piece

Fix with:									
HD	RBK12.20	-	-	M12	20	0.052	100	✓	piece
HD	RM12	-	-	M12	-	0.021	100		piece

Minimum number bolts and nuts : 8 pieces.

KLWAH

Horizontal branch hook for KLW



Slides in the C-opening of the sidewalls .	
Standard finish	Pre-galvanised
Optional finish HD	Hot-dip galvanised
Optional finish PE	Coating

HD	Reference	↑ mm	↔ mm	↔ mm	↔ mm	kg/piece	⊞	Stock	Unit
HD	KLWAH	169	169		200	1.370	2		piece

Fix with:									
HD	RBK12.20	-	-	M12	20	0.052	100	✓	piece
HD	RM12	-	-	M12	-	0.021	100		piece

To order per full packaging.
Minimum number bolts and nuts : 4 pieces.

KLWAHV

Vertikal branch hook for KLW



Standard finish	Pre-galvanised
Optional finish HD	Hot-dip galvanised
Optional finish PE	Coating

HD	Reference	↑ mm	↔ mm	↗ mm	↘ mm	kg/piece	📦	Stock	Unit
HD	KLWAHV	169	27		340	1.370	2		piece
Fix with:									
HD	RBK12.20	-	-	M12	20	0.052	100	✓	piece
HD	RM12	-	-	M12	-	0.021	100		piece

To order per full packaging.
Minimum number bolts and nuts: 3 pieces.

KLWDSH

Horizontal hinged joiner for KLW



Premounted with B10.20

Standard finish	Pre-galvanised
Optional finish HD	Hot-dip galvanised
Optional finish PE	Coating

HD	Reference	↑ mm	↔ mm	↗ mm	↘ mm	kg/piece	📦	Stock	Unit
HD	KLWDSH	169	25		330	1.070	2		piece
Fix with:									
HD	RBK12.20	-	-	M12	20	0.052	100	✓	piece
HD	RM12	-	-	M12	-	0.021	100		piece

To order per full packaging.
Minimum number bolts and nuts: 4 pieces.

KLWDSV

Vertical hinged joiner for KLW



Premounted with B12.20.

Standard finish	Pre-galvanised
Optional finish HD	Hot-dip galvanised
Optional finish PE	Coating

HD	Reference	↑ mm	↔ mm	↗ mm	↘ mm	kg/piece	📦	Stock	Unit
HD	KLWDSV	169	20		434	2.260	2		piece
Fix with:									
HD	RBK12.20	-	-	M12	20	0.052	100	✓	piece
HD	RM12	-	-	M12	-	0.021	100		piece

To order per full packaging.
Minimum number bolts and nuts: 4 pieces.

KLWVST

Floor Support for KLW




Standard finish	Pre-galvanised
Optional finish HD	Hot-dip galvanised
Optional finish PE	Coating

HD	Reference	↑ mm	↔ mm	↔ mm	↔ mm	kg/piece	📦	Stock	Unit
HD	KLWVST	169	150		150	1.130	2		piece
Fix with:									
HD	RBK12.20	-	-	M12	20	0.052	100	✓	piece
HD	RM12	-	-	M12	-	0.021	100		piece

To order per full packaging.
Minimum number bolts and nuts: 2 pieces.

KLWVS

Reducing plate for KLW



Max. reduction of 300mm

Standard finish	Pre-galvanised
Optional finish HD	Hot-dip galvanised
Optional finish PE	Coating

HD	Reference	↑ mm	↔ mm	↔ mm	↔ mm	kg/piece	📦	Stock	Unit
HD	KLWVS	170	20		500	2.060	1		piece
Fix with:									
HD	RBK12.20	-	-	M12	20	0.052	100	✓	piece
HD	RM12	-	-	M12	-	0.021	100		piece

Minimum number bolts and nuts: 4 pieces.

KLMZWAB

Stand-off bracket



Used for vertical mounting of the cable ladder.

Standard finish	Electro zinc-plated
Optional finish HD	Hot-dip galvanised
Optional finish PE	Coating

HD	Reference	↑ mm	↔ mm	↔ mm	↔ mm	kg/piece	📦	Stock	Unit
HD	KLMZWAB	170	50		61	0.304	4		piece
Fix with:									
HD	RBK12.20	-	-	M12	20	0.052	100	✓	piece
HD	RM12	-	-	M12	-	0.021	100		piece

To order per full packaging.
Minimum number bolts and nuts: 1 pieces.

KLMZWBK

Bracket clamp for KLM/KLZ/KLW



For fixing cable ladder to a wall bracket.
2 pieces per bracket.

Standard finish	Pre-galvanised
Optional finish HD	Hot-dip galvanised
Optional finish PE	Coating

HD	Reference	↑ mm	↔ mm	↔ mm	↔ mm	kg/piece	📦	Stock	Unit
HD	KLMZWBK25	20	25		-	0.051	20	✓	piece
HD	KLMZWBK40	20	40		-	0.125	20	✓	piece

The technical information for this product can be found at the end of this chapter.

To order per full packaging.
KLMZWBK25: Bolt B6.20 and nuts RM6 included.
KLMZWBK40: Bolt B8.20 and nuts GM41M8 included.

DOPKLW

End cap for KLW




Color	Yellow
Standard finish	Polyvinyl chloride

HD	Reference	↑ mm	↔ mm	↔ mm	↔ mm	kg/piece	📦	Stock	Unit
-	DOPKLW	200			-	0.046	12		piece

To order per full packaging.

KLWKP

Joiner for KLW



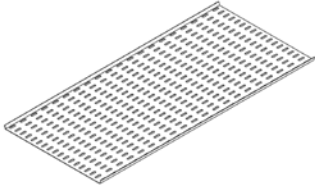
Standard finish	Pre-galvanised
Optional finish HD	Hot-dip galvanised
Optional finish PE	Coating

HD	Reference	↑ mm	↔ mm	↔ mm	↔ mm	kg/piece	📦	Stock	Unit
HD	KLWKP	170	25		900	4.332	6		piece
Fix with:									
HD	RBK12.20	-	-	M12	20	0.052	100	✓	piece
HD	RM12	-	-	M12	-	0.021	100		piece

To order per full packaging.
Minimum number bolts and nuts : 4 pieces.

BP

Floor plate

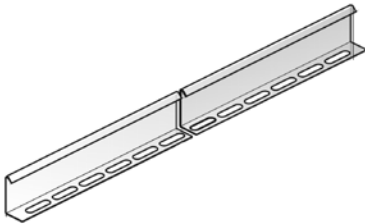


Standard finish	Pre-galvanised
Optional finish HD	Hot-dip galvanised
Optional finish PE	Coating

HD	Reference	↑ mm	↔ mm	↔ mm	↔ mm	kg/m	⊞	Stock	Unit
HD	BP200	25	141		3000	1.560	3		m
HD	BP300	25	241		3000	2.400	3		m
HD	BP400	25	341		3000	3.230	3		m
HD	BP500	25	441		3000	4.030	3		m
HD	BP600	25	541		3000	4.860	3		m
Fix with:									
	HDBKID25	-	-	-	-	0.030	20	✓	piece

SLOS

Partition






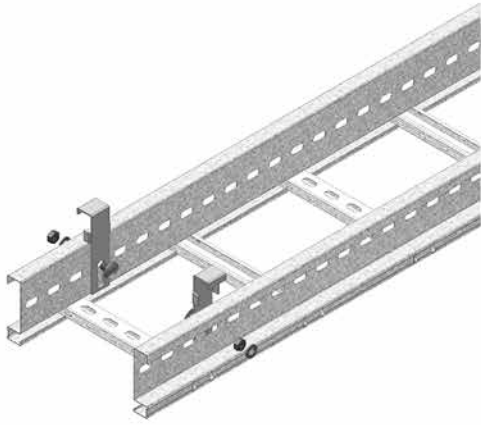
Standard finish	Pre-galvanised
Optional finish HD	Hot-dip galvanised
Optional finish PE	Coating

HD	Reference	↑ mm	↔ mm	↔ mm	↔ mm	kg/m	⊞	Stock	Unit
HD	SLOS110	110			3000	0.820	30	✓	m
Fix with:									
HD	GM41M6	-	-	M6	-	0.026	50	✓	piece
HD	RB6.20	-	-	M6	20	0.006	100		piece

Fixing set: 1 per meter.


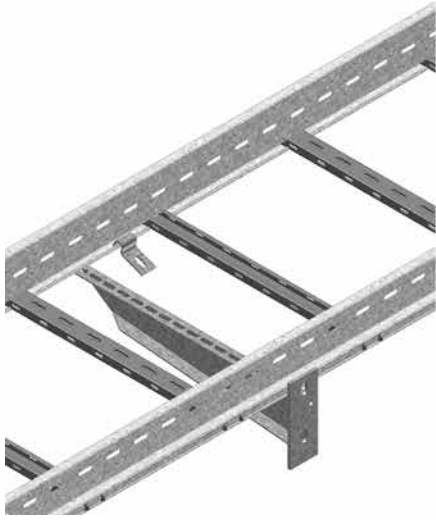
KLMZWABD

Technical information



KLMZWBK

Technical information



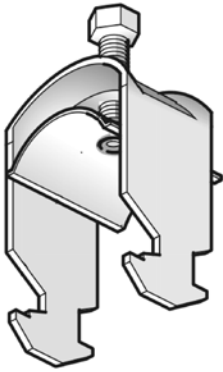
CABLE LADDERS

Cable clamps



HDH1

Cable clamp



Applicable for ladders with KL / HDKS / KLL.

Max. load 1700 N

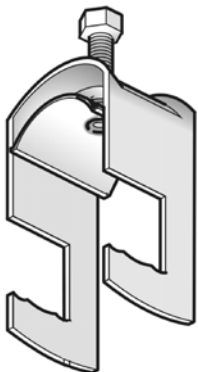
Standard finish Hot-dip galvanised

Reference	↑ mm	↔ mm	↔ mm	↔ mm	kg/piece	⊞	Stock	Unit
HDY1198	-	12		-	0.030	50	✓	piece
HDY1199	-	16		-	0.030	50	✓	piece
HDY1200	-	20		-	0.040	50	✓	piece
HDY1201	-	24		-	0.040	50	✓	piece
HDY1202	-	28		-	0.040	50	✓	piece
HDY1203	-	32		-	0.060	50	✓	piece
HDY1204	-	36		-	0.070	50	✓	piece
HDY1205	-	40		-	0.080	50	✓	piece
HDY1206	-	44		-	0.090	50	✓	piece
HDY1207	-	48		-	0.100	50	✓	piece
HDY1208	-	52		-	0.100	50	✓	piece
HDY1209	-	56		-	0.110	50	✓	piece
HDY1210	-	60		-	0.140	50	✓	piece
HDY1211	-	64		-	0.160	50	✓	piece
HDY1212	-	70		-	0.160	50	✓	piece

Applicable in case of C-rungs 15x30, for fixing 1 cable.
Not suitable for SKL60.
To order per 50 pieces.

HDRU1

Cable clamp



Applicable for ladders with HDKLIE, HDK LIS, SKL, HDKSR, KLM, KLZ, KLW.

Max. load 1700 N

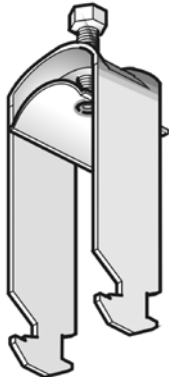
Standard finish Hot-dip galvanised

Reference	↑ mm	↔ mm	↔ mm	↔ mm	kg/piece	⊞	Stock	Unit
HDY2186	-	14		-	0.040	50	✓	piece
HDY2187	-	20		-	0.050	50	✓	piece
HDY2188	-	26		-	0.060	50	✓	piece
HDY2189	-	32		-	0.090	50	✓	piece
HDY2190	-	38		-	0.100	50	✓	piece
HDY2191	-	44		-	0.110	50	✓	piece
HDY2192	-	52		-	0.160	50	✓	piece
HDY2193	-	60		-	0.160	50	✓	piece
HDY2194	-	70		-	0.180	50	✓	piece

Applicable in case of round rungs or C-rungs 41x21, for fixing 1 cable.
To order per 50 pieces.

HDH2

Cable clamp



Applicable for ladders with KL / HDKS / KLL.

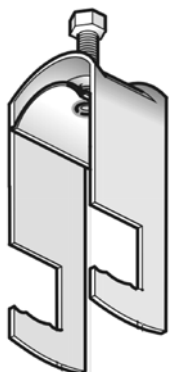
Max. load	1700 N
Standard finish	Hot-dip galvanised

Reference	↑ mm	↔ mm	↔ mm	↔ mm	kg/piece	📦	Stock	Unit
HDY1213	-	12			0.040	50	✓	piece
HDY1214	-	16			0.040	50	✓	piece
HDY1215	-	20			0.040	50	✓	piece
HDY1216	-	24			0.050	50	✓	piece
HDY1217	-	28			0.060	50	✓	piece
HDY1218	-	32			0.080	50	✓	piece
HDY1219	-	36			0.100	50	✓	piece
HDY1220	-	40			0.100	50	✓	piece
HDY1221	-	44			0.130	50	✓	piece
HDY1223	-	52			0.150	50	✓	piece
HDY1224	-	56			0.150	50	✓	piece

Applicable in case of C-rungs 15x30, for fixing 2 cables.
Not suitable for SKL60.
To order per 50 pieces.

HDRU2

Cable clamp



Applicable for ladders with HDKLIE, HDKLIS, SKL, HDKSR, KLM, KLZ, KLW.

Max. load	1700 N
Standard finish	Hot-dip galvanised

Reference	↑ mm	↔ mm	↔ mm	↔ mm	kg/piece	📦	Stock	Unit
HDY2197	-	26			0.080	50	✓	piece

Applicable in case of round rungs or C-rungs 41x21, for fixing 2 cables.
To order per 50 pieces.